


First Capital
A Janashakti Group Company

DAILY FIXED INCOME & UNIT TRUST








November 6, 2024

"Auction yields ride high again"

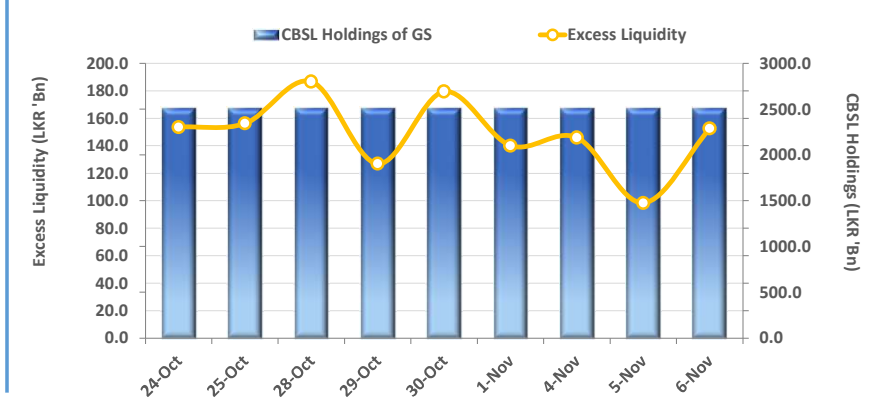
The secondary market displayed a mild buying interest on mid-tenors during the day amidst limited activities and low trading volumes. Consequently, 2027 maturities, including 01.05.27, 15.09.27, and 15.12.27, traded within a range of 11.50%-11.25%. Meanwhile, 2028 maturities, including those dated 15.02.28, 15.03.28, 15.10.28, and 15.12.28, saw trades within the range of 11.90%-11.67%. Furthermore, at the first weekly T-bill auction of the month, held today, the CBSL fully subscribed to the total offered amount of LKR 175.0Bn, with auction yields increasing across the board for the second consecutive auction. The 3M maturity was oversubscribed with CBSL accepting LKR 92.4Bn (exceeding the total offered of LKR 60.0Bn) at a WAYR of 9.37%, whilst both the 6M and 1Yr maturities were undersubscribed. Accordingly, CBSL accepted LKR 58.8Bn for the 6M maturity at a WAYR of 9.70% and LKR 23.9Bn for the 1Yr bill at a WAYR of 9.95%. Notably, the overnight liquidity for the day increased to LKR 152.6Bn, whilst CBSL holdings remained stagnant at LKR 2,515.6Bn. Furthermore, in the forex market, the LKR marginally depreciated against the USD, closing at LKR 293.1, whilst it appreciated against most of the major currencies including GBP, EUR, JPY, CNY, and AUD for the day.

UNIT TRUSTS

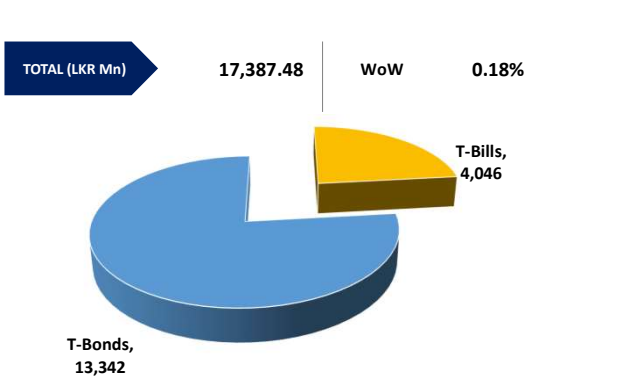
05-Nov-24

First Capital Unit Trust Funds			Sell Price	Buy Price	Avg. Yield
			LKR	LKR	
First Capital Money Market Fund	FCMMF		3,235.10	3,235.10	9.61%
First Capital Gilt Edge Fund	FCGEF		2,440.97	2,440.97	8.97%
First Capital Wealth Fund	FCWF		1,959.16	1,959.11	25.01%
First Capital Equity Fund	FCEF		2,766.56	2,725.06	21.13%
First Capital Money Plus Fund	FCMPF		1,045.97	1,045.97	8.89%


EXCESS LIQUIDITY AND CBSL HOLDINGS



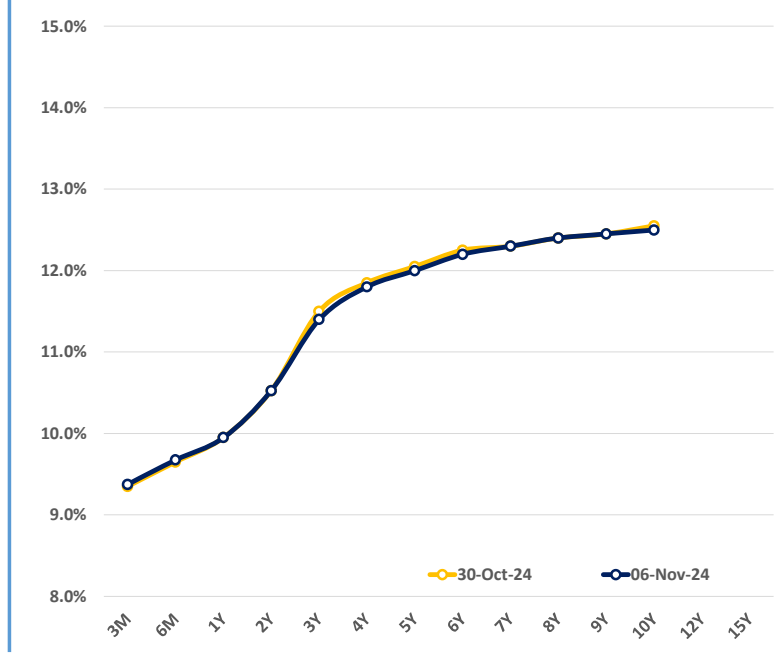
OUTSTANDING STOCK [GSEC]



FOREIGN HOLDING (LKR MN) WoW 3.47%

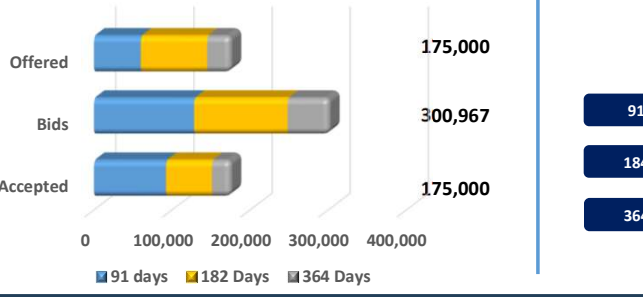


BILLS AND BONDS YIELDS



Tenure	Bid	Offer	Today	Last Week	Change (bps)	
< 91 Days	< 3M	9.45%	9.30%	9.38%	9.35%	+3
< 182 Days	< 6M	9.75%	9.60%	9.68%	9.65%	+3
< 364 Days	< 1Y	10.00%	9.90%	9.95%	9.95%	0
01-Aug-26	< 2Y	10.55%	10.50%	10.53%	10.53%	0
15-Sep-27	< 3Y	11.45%	11.35%	11.40%	11.50%	-10
01-Jul-28	< 4Y	11.85%	11.75%	11.80%	11.85%	-5
15-Sep-29	< 5Y	12.05%	11.95%	12.00%	12.05%	-5
15-May-30	< 6Y	12.25%	12.15%	12.20%	12.25%	-5
01-Dec-31	< 7Y	12.35%	12.25%	12.30%	12.30%	0
01-Oct-32	< 8Y	12.45%	12.35%	12.40%	12.40%	0
01-Jun-33	< 9Y	12.50%	12.40%	12.45%	12.45%	0
01-Jan-34	< 10Y	12.60%	12.40%	12.50%	12.55%	-5
15-Mar-35	< 12Y	N/A	N/A	N/A	N/A	N/A
15-Aug-39	< 15Y	N/A	N/A	N/A	N/A	N/A
01-Jan-41	< 20Y	N/A	N/A	N/A	N/A	N/A

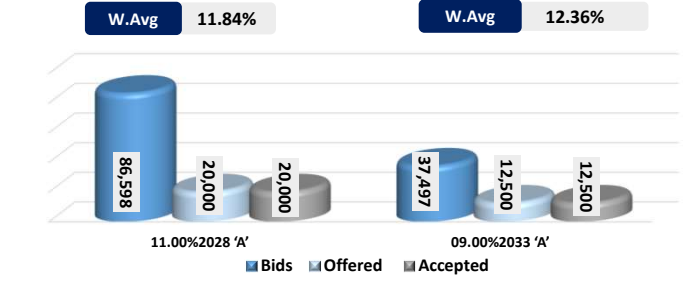
T-BILL AUCTION (LKR MN)



T-BOND AUCTION (LKR MN)

Auction Date	6-Nov-24
Settlement Date	8-Nov-24
91 days	9.37% ▲ +2 bps
184 days	9.70% ▲ +2 bps
364 days	9.95% ◀ 0 bps

T-BOND AUCTION (LKR MN)



MATURITY TABLE (LKR MN)

