


First Capital
A Janashakti Group Company

DAILY FIXED INCOME & UNIT TRUST








November 8, 2024

"Mid-tenors hold strong as buying interest persists"

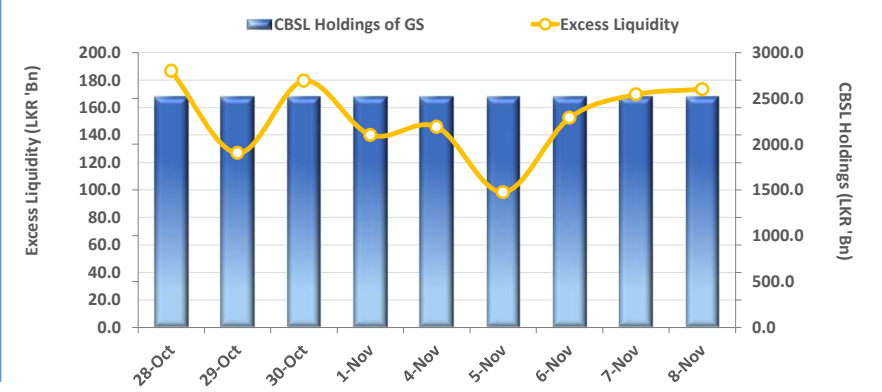
The secondary market yield curve saw a slight downtick on the 2027 and 2028 bonds as investors continued to display buying interest on mid tenors. However, volumes remained at moderate levels during the day. On the short end, 15.12.2026 closed trades at 10.50%. On the 2027 bond, 01.05.2027 and 15.12.2027 registered trades at 11.15% and 11.35%, respectively. Meanwhile, several maturities of the 2028 bond enticed interest during the day. Accordingly, 15.02.2028 registered transactions at 11.58% while 15.03.2028 and 01.05.2028 closed at 11.60%. Moreover, 01.07.2028, 15.10.2028 and 15.12.2028 closed at 11.70%, 11.75% and 11.78%, respectively. Meanwhile, CBSL expects to raise LKR 147.58bn at the weekly bill auction scheduled for 13th November 2024; raising LKR 62.5Bn from the 03M bill while LKR 65.0Bn and LKR 20.0Bn is to be raised from the 06M and 1Yr bills, respectively. On the external side, LKR appreciated against the USD for the second consecutive day, closing at LKR 292.69/USD. Conversely, LKR appreciated against other currencies including GBP, EUR, JPY and AUD. Meanwhile, Overnight liquidity improved, closing at LKR 173.37Bn compared to the previous day's closing of LKR 169.51Bn. However, CBSL Holdings continued to remain steady at LKR 2,515.62Bn.

UNIT TRUSTS

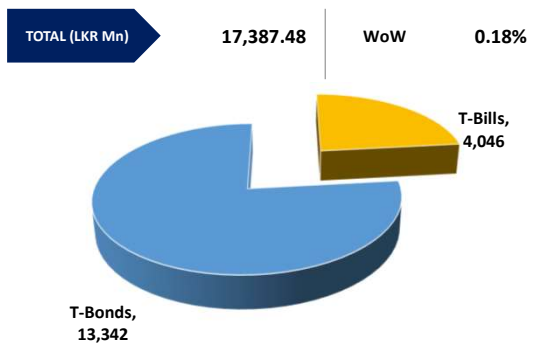
07-Nov-24

First Capital Unit Trust Funds			Sell Price	Buy Price	Avg. Yield
			LKR	LKR	
First Capital Money Market Fund	FCMMF		3,236.76	3,236.76	9.59%
First Capital Gilt Edge Fund	FCGEF		2,442.14	2,442.14	9.22%
First Capital Wealth Fund	FCWF		1,961.07	1,961.02	24.99%
First Capital Equity Fund	FCEF		2,764.65	2,723.18	21.05%
First Capital Money Plus Fund	FCMPF		1,046.48	1,046.48	8.88%

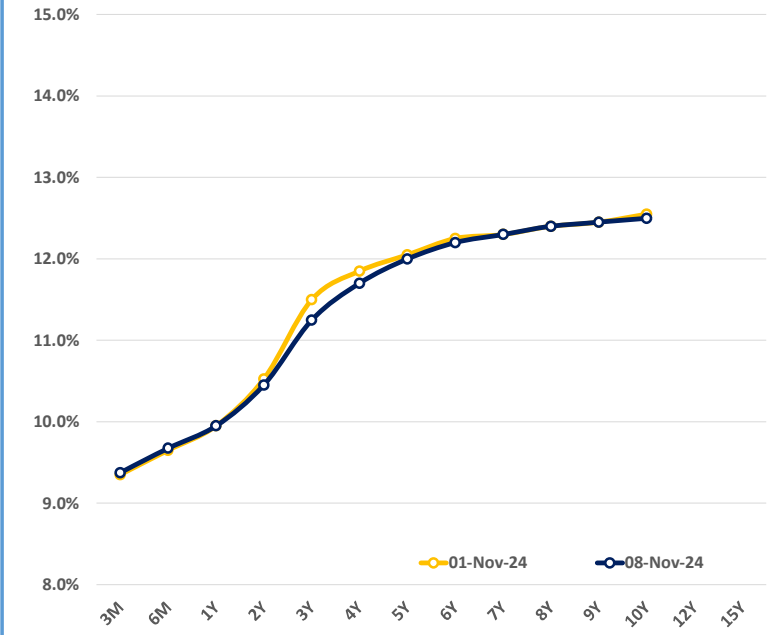
EXCESS LIQUIDITY AND CBSL HOLDINGS



OUTSTANDING STOCK [GSEC]




BILLS AND BONDS YIELDS

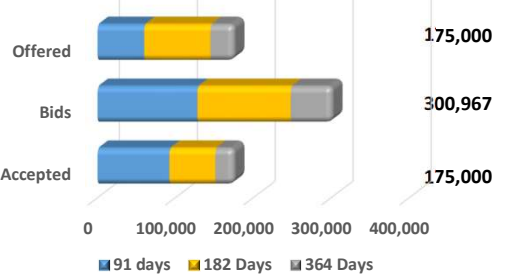


Tenure	Bid	Offer	Today	Last Week	Change (bps)	
< 91 Days	< 3M	9.45%	9.30%	9.38%	9.35%	+3
< 182 Days	< 6M	9.75%	9.60%	9.68%	9.65%	+3
< 364 Days	< 1Y	10.00%	9.90%	9.95%	9.95%	0
01-Aug-26	< 2Y	10.50%	10.40%	10.45%	10.53%	-8
15-Sep-27	< 3Y	11.30%	11.20%	11.25%	11.50%	-25
01-Jul-28	< 4Y	11.75%	11.65%	11.70%	11.85%	-15
15-Sep-29	< 5Y	12.05%	11.95%	12.00%	12.05%	-5
15-May-30	< 6Y	12.25%	12.15%	12.20%	12.25%	-5
01-Dec-31	< 7Y	12.35%	12.25%	12.30%	12.30%	0
01-Oct-32	< 8Y	12.45%	12.35%	12.40%	12.40%	0
01-Jun-33	< 9Y	12.50%	12.40%	12.45%	12.45%	0
01-Jan-34	< 10Y	12.60%	12.40%	12.50%	12.55%	-5
15-Mar-35	< 12Y	N/A	N/A	N/A	N/A	N/A
15-Aug-39	< 15Y	N/A	N/A	N/A	N/A	N/A
01-Jan-41	< 20Y	N/A	N/A	N/A	N/A	N/A

FOREIGN HOLDING (LKR MN)



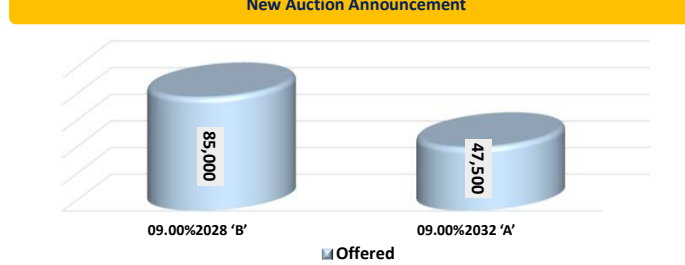
T-BILL AUCTION (LKR MN)



Auction Date: 6-Nov-24
Settlement Date: 8-Nov-24

91 days	9.37%	▲	+2 bps
184 days	9.70%	▲	+2 bps
364 days	9.95%	◀	0 bps

T-BOND AUCTION (LKR MN)



MATURITY TABLE (LKR MN)

