



First Capital
A Janashakti Group Company

DAILY FIXED INCOME & UNIT TRUST



November 11, 2024

"Market slows down ahead of T-Bond auction"

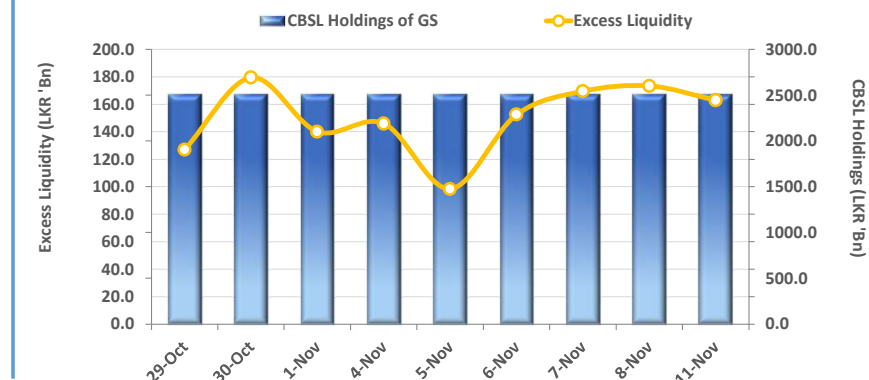
The secondary market saw limited activity during today's trading session ahead of the LKR 132.5Bn worth T-Bond auction scheduled for tomorrow. However, short to mid tenors saw some activity resulting in a slight downward shift in the yield curve. Accordingly, on the 2027 bond, 15.12.2027 registered trades at 11.30%. Moreover, on the 2028 bond, 01.05.2028, 15.10.2028 and 15.12.2028 saw trades at 11.60%, 11.75% and 11.80%, respectively. Meanwhile, CBSL is raising a cumulative of LKR 280.0Bn during this week from primary auctions where LKR 132.5Bn is raised from tomorrow's bond auction whilst LKR 147.5Bn is being raised from the weekly T-Bill auction. On the external side, the LKR appreciated against the USD for the third consecutive day, closing at LKR 292.65/USD. Similarly, GBP, EUR, JPY and AUD too appreciated against the LKR during the day. Overnight liquidity closed at LKR 162.93Bn compared to the previous day's closing of LKR 173.37Bn while CBSL Holdings remained unchanged at LKR 2,515.62Bn. Weekly AWPLR for the week ending 08th November 2024 increased by 11bps to 9.16% compared to the previous week.

UNIT TRUSTS

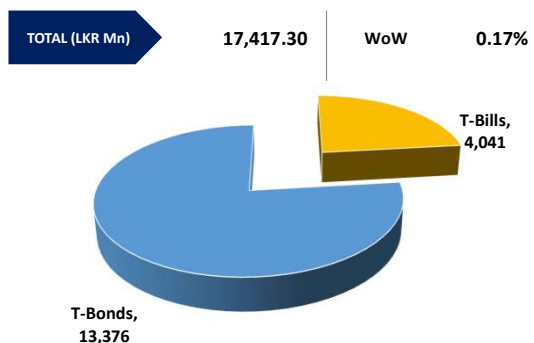
10-Nov-24

First Capital Unit Trust Funds			Sell Price	Buy Price	Avg. Yield
			LKR	LKR	
First Capital Money Market Fund	FCMMF		3,239.24	3,239.24	9.56%
First Capital Gilt Edge Fund	FCGEF		2,443.79	2,443.79	9.21%
First Capital Wealth Fund	FCWF		1,962.78	1,962.73	24.87%
First Capital Equity Fund	FCEF		2,767.40	2,725.89	21.17%
First Capital Money Plus Fund	FCMPF		1,047.25	1,047.25	8.93%


EXCESS LIQUIDITY AND CBSL HOLDINGS



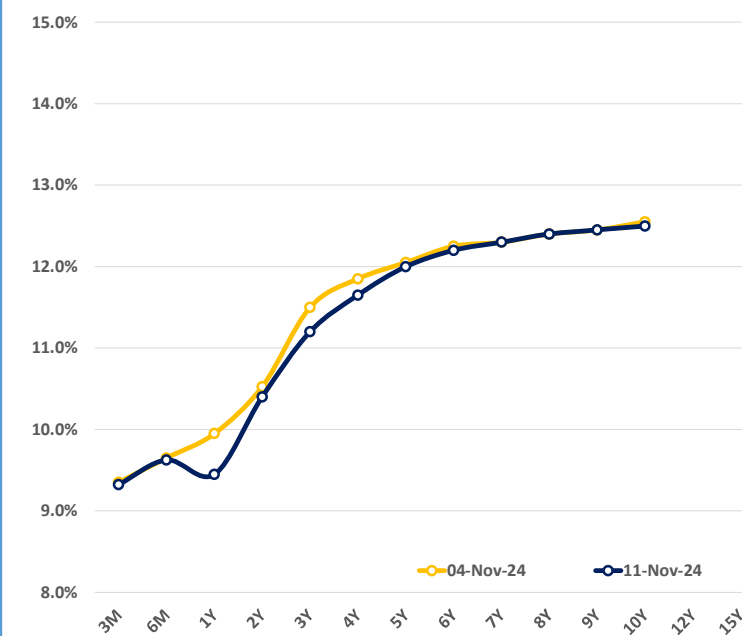
OUTSTANDING STOCK [GSEC]



FOREIGN HOLDING (LKR MN)

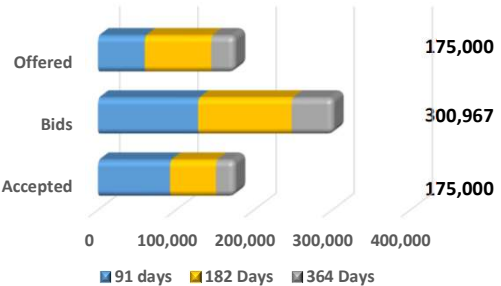


BILLS AND BONDS YIELDS



Tenure	Bid	Offer	Today	Last Week	Change (bps)	
< 91 Days	< 3M	9.40%	9.25%	9.33%	9.35%	-3
< 182 Days	< 6M	9.70%	9.55%	9.63%	9.65%	-3
< 364 Days	< 1Y	9.95%	8.95%	9.45%	9.95%	-50
01-Aug-26	< 2Y	10.45%	10.35%	10.40%	10.53%	-13
15-Sep-27	< 3Y	11.25%	11.15%	11.20%	11.50%	-30
01-Jul-28	< 4Y	11.70%	11.60%	11.65%	11.85%	-20
15-Sep-29	< 5Y	12.05%	11.95%	12.00%	12.05%	-5
15-May-30	< 6Y	12.25%	12.15%	12.20%	12.25%	-5
01-Dec-31	< 7Y	12.35%	12.25%	12.30%	12.30%	0
01-Oct-32	< 8Y	12.45%	12.35%	12.40%	12.40%	0
01-Jun-33	< 9Y	12.50%	12.40%	12.45%	12.45%	0
01-Jan-34	< 10Y	12.60%	12.40%	12.50%	12.55%	-5
15-Mar-35	< 12Y	N/A	N/A	N/A	N/A	N/A
15-Aug-39	< 15Y	N/A	N/A	N/A	N/A	N/A
01-Jan-41	< 20Y	N/A	N/A	N/A	N/A	N/A

T-BILL AUCTION (LKR MN)



T-BOND AUCTION (LKR MN)


Auction Date: 6-Nov-24
Settlement Date: 8-Nov-24

91 days	9.37%	▲	+2 bps
184 days	9.70%	▲	+2 bps
364 days	9.95%	◀▶	0 bps

T-BOND AUCTION (LKR MN)

Auction Date: 12-Nov-24

New Auction Announcement



MATURITY TABLE (LKR MN)

Week ending: 15-Nov-24

