



**First Capital**  
A Janashakti Group Company

# DAILY FIXED INCOME & UNIT TRUST



**November 12, 2024**

**“Strong buying interest unfolds post T-Bond auction”**

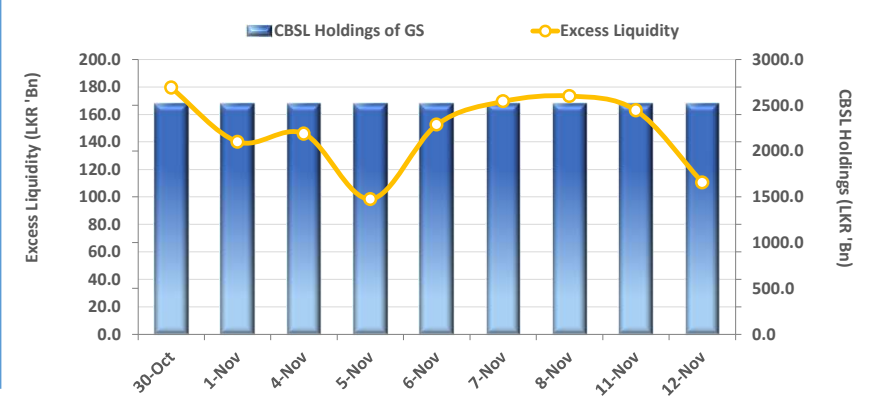
Today's T-Bond auction raised LKR 132.5Bn, yielding full acceptance across both maturities offered. The 01.05.2028 bond closed at a weighted average yield rate of 11.63%, whilst the 01.10.2032 bond closed at a yield rate of 12.32%. Meanwhile, CBSL aims to raise LKR 147.5Bn in tomorrow's weekly T-Bill auction. Following the T-bond auction, the secondary market witnessed heavy buying interest driven by both foreign and local demand, leading to higher trading volumes and increased activities, particularly across the mid-long end of the curve. On the mid-end of the curve, 2027 maturities including 01.05.27, 15.09.27, and 15.12.27 traded in the range of 11.30%-11.00%. Meanwhile, 2028 maturities including 15.01.28, 15.02.28, and 15.03.28 traded between 11.50%-11.25%, whilst 01.05.28, 15.10.28, 15.12.28 hovered in the range of 11.60%-11.45%. Moreover, 2029 maturities including 15.06.29 and 15.09.29 saw trades within the 11.95%-11.75% range. Additionally, towards the long-end of the curve, 15.05.30 traded at 12.10%, whilst the auction bond for 01.10.32 traded between 12.35%-12.20%, and 01.06.33 traded within 12.30%-12.25%. Furthermore, CBSL holdings remained stagnant at LKR 2,515.6Bn, and in the forex market, the LKR continued to appreciate against the USD for the 4<sup>th</sup> consecutive session, closing at LKR 292.6 for the day.

**UNIT TRUSTS**

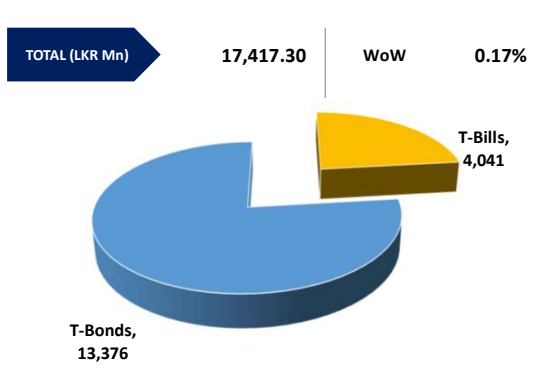
11-Nov-24

First Capital Unit Trust Funds		Sell Price	Buy Price	Avg. Yield
		LKR	LKR	
First Capital Money Market Fund	FCMMF	3,240.07	3,240.07	9.56%
First Capital Gilt Edge Fund	FCGEF	2,444.24	2,444.24	8.14%
First Capital Wealth Fund	FCWF	1,963.86	1,963.81	24.87%
First Capital Equity Fund	FCEF	2,779.36	2,737.67	21.69%
First Capital Money Plus Fund	FCMPF	1,047.49	1,047.49	8.93%

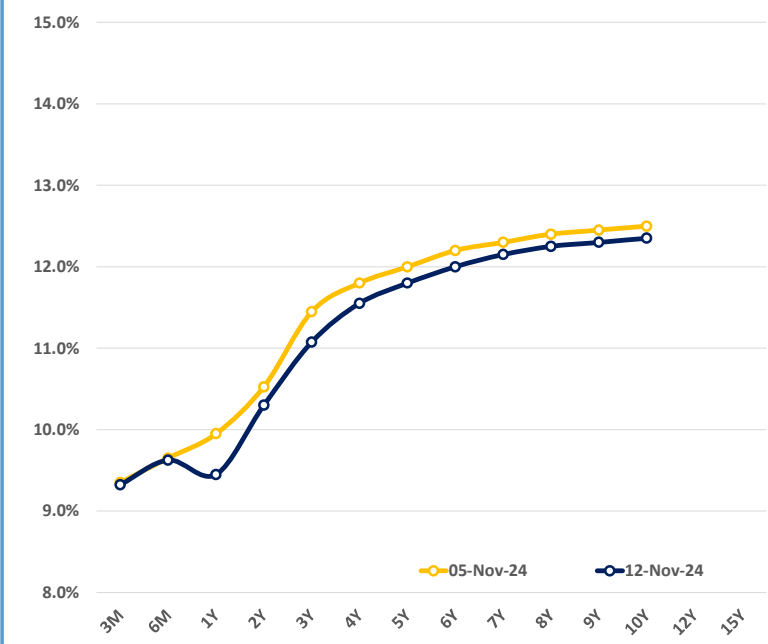
**EXCESS LIQUIDITY AND CBSL HOLDINGS**



**OUTSTANDING STOCK [GSEC]**




**BILLS AND BONDS YIELDS**

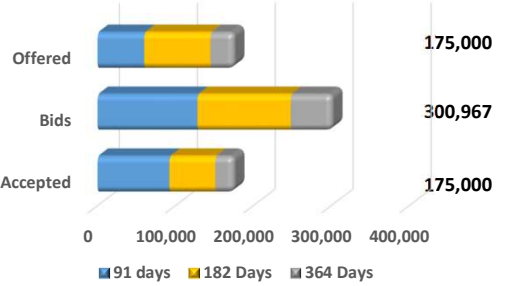


Tenure	Bid	Offer	Today	Last Week	Change (bps)
< 91 Days	9.40%	9.25%	9.33%	9.35%	-3
< 182 Days	9.70%	9.55%	9.63%	9.65%	-3
< 364 Days	9.95%	8.95%	9.45%	9.95%	-50
01-Aug-26	10.40%	10.20%	10.30%	10.53%	-23
15-Sep-27	11.15%	11.00%	11.08%	11.45%	-38
01-Jul-28	11.60%	11.50%	11.55%	11.80%	-25
15-Sep-29	11.85%	11.75%	11.80%	12.00%	-20
15-May-30	12.10%	11.90%	12.00%	12.20%	-20
01-Dec-31	12.20%	12.10%	12.15%	12.30%	-15
01-Oct-32	12.30%	12.20%	12.25%	12.40%	-15
01-Jun-33	12.40%	12.20%	12.30%	12.45%	-15
01-Jan-34	12.50%	12.20%	12.35%	12.50%	-15
15-Mar-35	N/A	N/A	N/A	N/A	N/A
15-Aug-39	N/A	N/A	N/A	N/A	N/A
01-Jan-41	N/A	N/A	N/A	N/A	N/A

**FOREIGN HOLDING (LKR MN)**



**T-BILL AUCTION (LKR MN)**

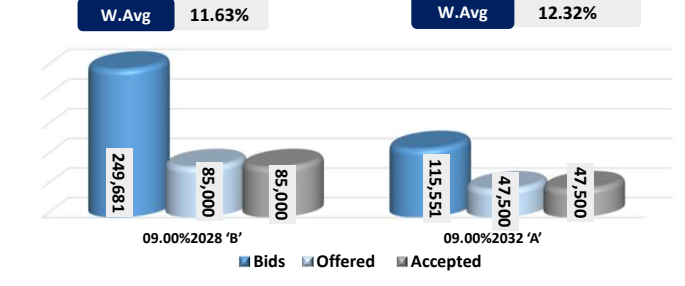


**Auction Date: 6-Nov-24**

Settlement Date: 8-Nov-24

91 days	9.37%	▲	+2 bps
184 days	9.70%	▲	+2 bps
364 days	9.95%	◀	0 bps

**T-BOND AUCTION (LKR MN)**



**MATURITY TABLE (LKR MN)**

