


First Capital
A Janashakti Group Company

DAILY FIXED INCOME & UNIT TRUST








November 13, 2024

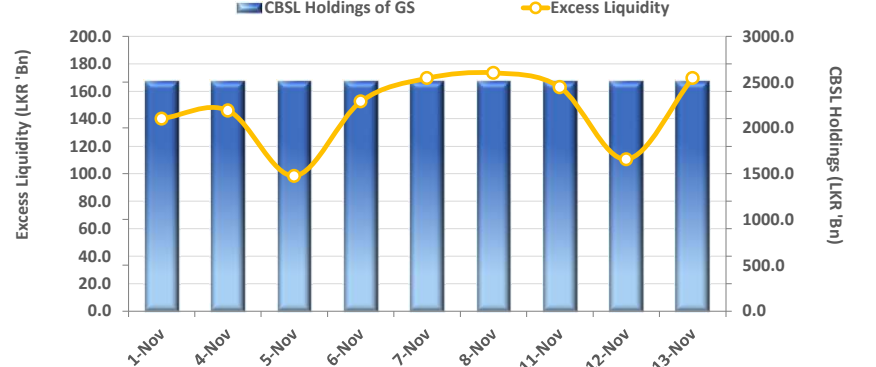
"Yields decline as buying interest emerges"

The secondary market yield curve witnessed significant buying interest across the board particularly during the morning session of trading. Yields saw a prominent decline in rates, eventually settling slightly above the intraday low with the market witnessing some profit taking after the bill auction results release. Amongst the traded maturities, notable trades were amongst the 2027, 2028, 2029, 2030, and 2032 maturities. On the short end of the curve, 15.12.27 traded between range of 11.10% - 10.90%. On the belly end of the curve, 15.02.28, 15.03.28, 01.05.28, 01.07.28, 15.10.28, and 15.12.28 traded in the range of 11.25% - 11.15%, 11.25% - 11.15%, 11.40% - 11.25%, 11.40% - 11.30%, 11.50% - 11.35%, and 11.55% - 11.40%. Similarly, 15.09.29 traded between rates of 11.70% - 11.50%. The long end of the curve also experienced increased interest with 15.10.30 and 15.10.32 trading at rates of 11.85% - 11.65%, and 12.15% - 12.00%. Meanwhile, at the T-Bill auction held today, the CBSL fully accepted the bills offered totaling LKR 147.5Bn. The CBSL fully subscribed to all three bills, where the 3M T-Bill was fully accepted at LKR 62.5Bn, the 6M T-Bill was accepted at the offered amount of LKR 65.0Bn, and the 1Yr T-Bill was fully accepted at LKR 20.0Bn. The weighted average yield rates saw declines, where the 3M bill saw a decline of 2bps at 9.35%. The 6M bill saw a decline of 6bps at 9.64%, and the 1 Yr bill saw a decline of 7bps at 9.88%. On the external front, the LKR remained stable against the USD closing at LKR 292.6/USD compared to LKR 292.6/USD recorded the previous day. CBSL holdings of government securities remained unchanged, closing at LKR 2,515.62Bn today. Overnight liquidity in the banking system expanded to LKR 169.59Bn from LKR 110.49Bn recorded the previous day.

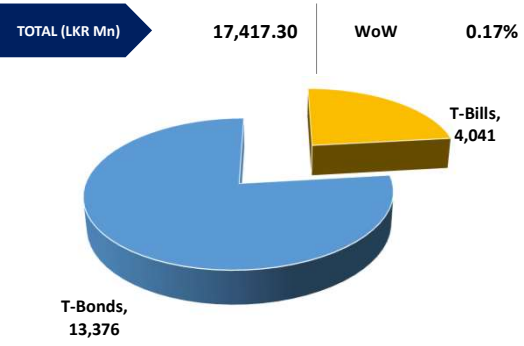
UNIT TRUSTS

First Capital Unit Trust Funds			Sell Price	Buy Price	Avg. Yield
			LKR	LKR	
First Capital Money Market Fund	FCMMF		3,240.90	3,240.90	9.35%
First Capital Gilt Edge Fund	FCGEF		2,444.79	2,444.79	8.16%
First Capital Wealth Fund	FCWF		1,964.74	1,964.69	24.85%
First Capital Equity Fund	FCEF		2,790.71	2,748.85	22.19%
First Capital Money Plus Fund	FCMPF		1,047.75	1,047.75	8.87%


EXCESS LIQUIDITY AND CBSL HOLDINGS



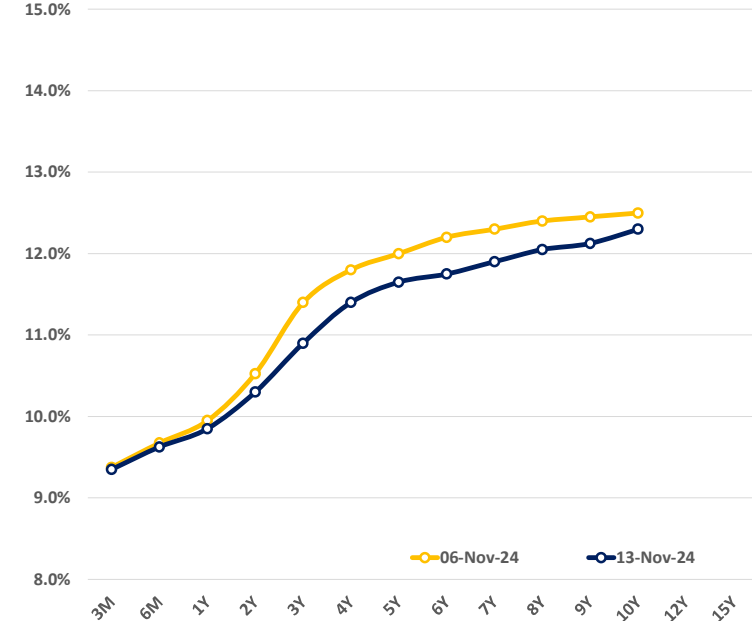
OUTSTANDING STOCK [GSEC]



FOREIGN HOLDING (LKR MN)

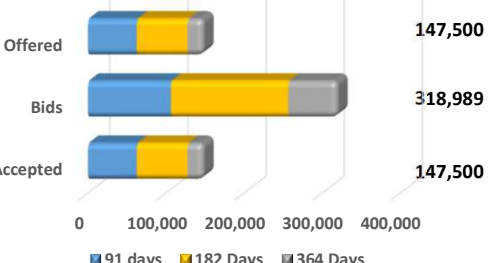


BILLS AND BONDS YIELDS



Tenure	Bid	Offer	Today	Last Week	Change (bps)	
< 91 Days	< 3M	9.40%	9.30%	9.35%	9.38%	-3
< 182 Days	< 6M	9.70%	9.55%	9.63%	9.68%	-5
< 364 Days	< 1Y	9.90%	9.80%	9.85%	9.95%	-10
01-Aug-26	< 2Y	10.40%	10.20%	10.30%	10.53%	-23
15-Sep-27	< 3Y	10.95%	10.85%	10.90%	11.40%	-50
01-Jul-28	< 4Y	11.45%	11.35%	11.40%	11.80%	-40
15-Sep-29	< 5Y	11.70%	11.60%	11.65%	12.00%	-35
15-May-30	< 6Y	11.80%	11.70%	11.75%	12.20%	-45
01-Dec-31	< 7Y	11.95%	11.85%	11.90%	12.30%	-40
01-Oct-32	< 8Y	12.10%	12.00%	12.05%	12.40%	-35
01-Jun-33	< 9Y	12.20%	12.05%	12.13%	12.45%	-33
01-Jan-34	< 10Y	12.40%	12.20%	12.30%	12.50%	-20
15-Mar-35	< 12Y	N/A	N/A	N/A	N/A	N/A
15-Aug-39	< 15Y	N/A	N/A	N/A	N/A	N/A
01-Jan-41	< 20Y	N/A	N/A	N/A	N/A	N/A

T-BILL AUCTION (LKR MN)



Auction Date: 13-Nov-24

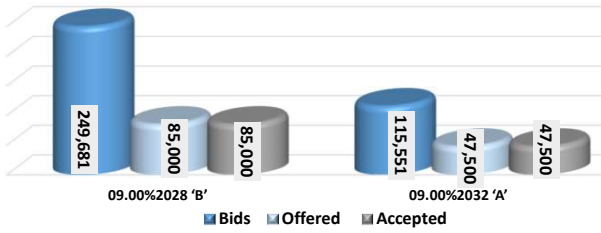
Settlement Date: 18-Nov-24

91 days	9.35%	▼	-2 bps
184 days	9.64%	▼	-6 bps
364 days	9.88%	▼	-7 bps

T-BOND AUCTION (LKR MN)

Auction Date: 12-Nov-24

W.Avg: 11.63%



MATURITY TABLE (LKR MN)

Week ending: 22-Nov-24

