



First Capital
A Janashakti Group Company

DAILY FIXED INCOME & UNIT TRUST



October 30, 2024

"Secondary market on a dismal stance"

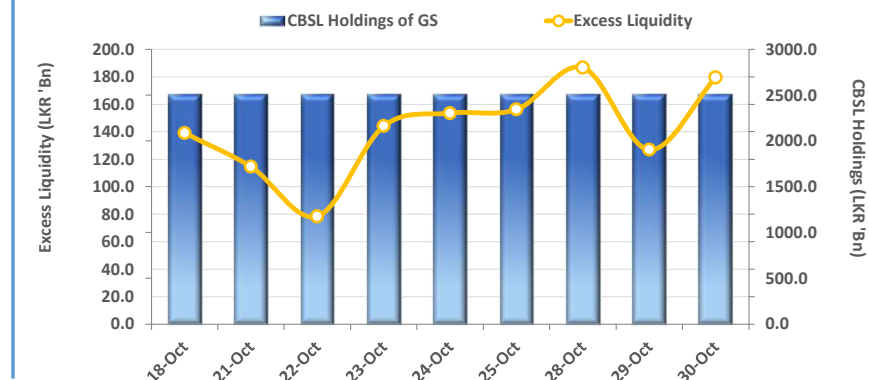
The secondary market witnessed very thin trading volumes and low investor activity during the day continuing from the previous session. Maturities across the board remained broadly unchanged as investors longed for clear market sentiment. Amongst the limited maturities traded liquid maturities namely, 15.09.27 maturity traded at 11.50%, 01.05.28 tenor traded at 11.80%, 15.12.28 maturity traded at 11.90%. On the long end of the curve 15.10.30 maturity traded at 12.24%. Notably CCPI inflation for Oct 2024 recorded in the negative territory for the second consecutive time registering at -0.8% on a YoY basis compared to -0.5% recorded during the month of Sep 2024. Overnight liquidity increased during the day recording at LKR 179.5Bn compared to LKR 126.9Bn recorded during the previous day moreover, CBSL holdings remained unchanged at LKR 2,515.6Bn. On the externals side LKR slightly depreciated against the USD recording at LKR 293.7 compared to LKR 293.5 recorded during the previous day.

UNIT TRUSTS

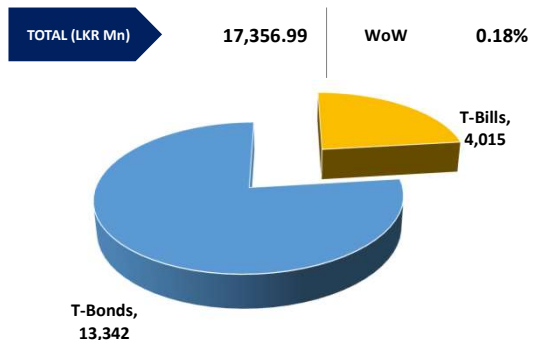
29-Oct-24

First Capital Unit Trust Funds			Sell Price	Buy Price	Avg. Yield
			LKR	LKR	
First Capital Money Market Fund	FCMMF		3,229.15	3,229.15	9.76%
First Capital Gilt Edge Fund	FCGEF		2,436.78	2,436.78	8.08%
First Capital Wealth Fund	FCWF		1,946.69	1,946.64	24.66%
First Capital Equity Fund	FCEF		2,753.03	2,711.73	20.54%
First Capital Money Plus Fund	FCMPF		1,044.19	1,044.19	8.85%

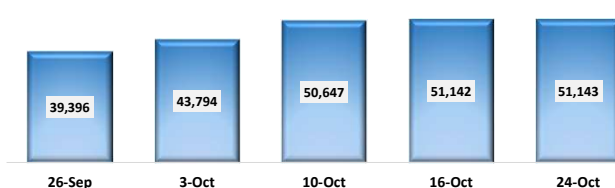
EXCESS LIQUIDITY AND CBSL HOLDINGS



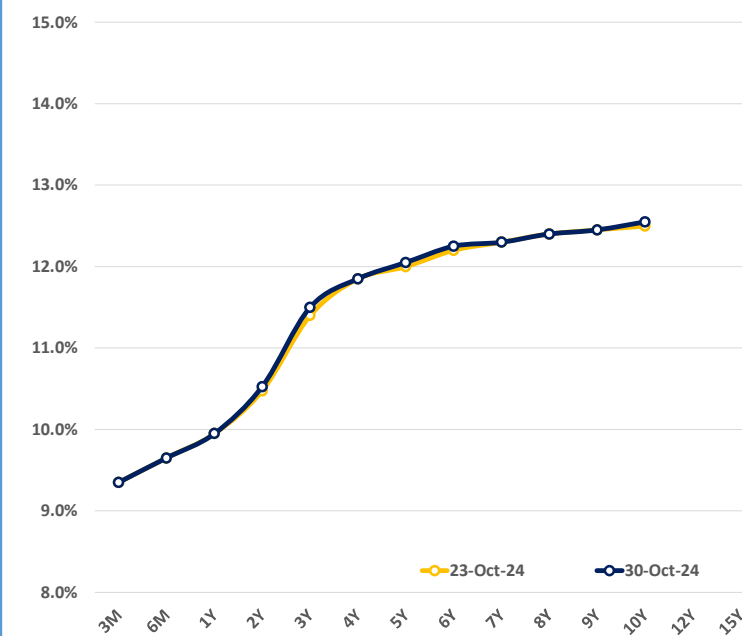
OUTSTANDING STOCK [GSEC]



FOREIGN HOLDING (LKR MN)

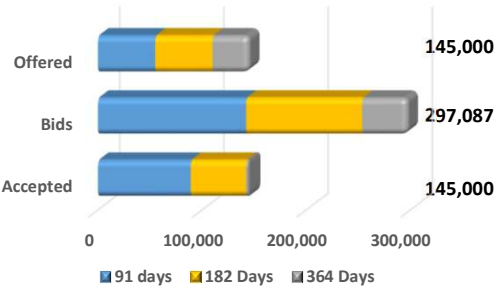


BILLS AND BONDS YIELDS



Tenure	Bid	Offer	Today	Last Week	Change (bps)	
< 91 Days	< 3M	9.40%	9.30%	9.35%	9.35%	0
< 182 Days	< 6M	9.70%	9.60%	9.65%	9.65%	0
< 364 Days	< 1Y	10.00%	9.90%	9.95%	9.95%	0
01-Aug-26	< 2Y	10.55%	10.50%	10.53%	10.48%	+5
15-Sep-27	< 3Y	11.55%	11.45%	11.50%	11.40%	+10
01-Jul-28	< 4Y	11.90%	11.80%	11.85%	11.85%	0
15-Sep-29	< 5Y	12.10%	12.00%	12.05%	12.00%	+5
15-May-30	< 6Y	12.30%	12.20%	12.25%	12.20%	+5
01-Dec-31	< 7Y	12.35%	12.25%	12.30%	12.30%	0
01-Oct-32	< 8Y	12.45%	12.35%	12.40%	12.40%	0
01-Jun-33	< 9Y	12.50%	12.40%	12.45%	12.45%	0
01-Jan-34	< 10Y	12.65%	12.45%	12.55%	12.50%	+5
15-Mar-35	< 12Y	N/A	N/A	N/A	N/A	N/A
15-Aug-39	< 15Y	N/A	N/A	N/A	N/A	N/A
01-Jan-41	< 20Y	N/A	N/A	N/A	N/A	N/A

T-BILL AUCTION (LKR MN)



Auction Date: 29-Oct-24

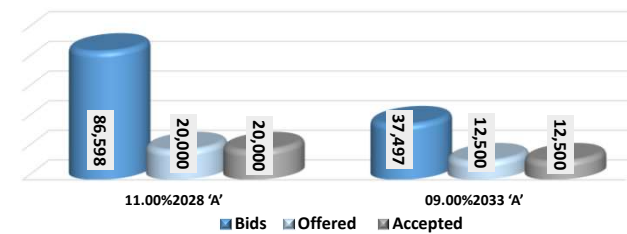
Settlement Date: 1-Nov-24

91 days	9.35%	▲	+3 bps
184 days	9.68%	▲	+3 bps
364 days	9.95%	◄	0 bps

T-BOND AUCTION (LKR MN)

Auction Date: 28-Oct-24

W.Avg: 11.84% (28-Oct-24), W.Avg: 12.36% (29-Oct-24)



MATURITY TABLE (LKR MN)

Week ending: 8-Nov-24

