

First Capital

A Janashakthi Group Company

DAILY

FIXED INCOME

&

UNIT TRUST

January 16, 2025

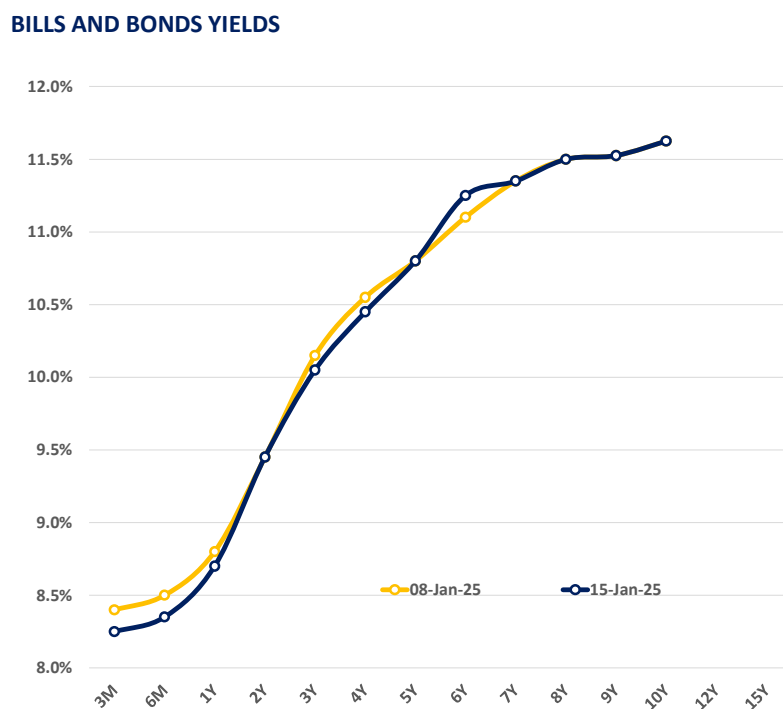
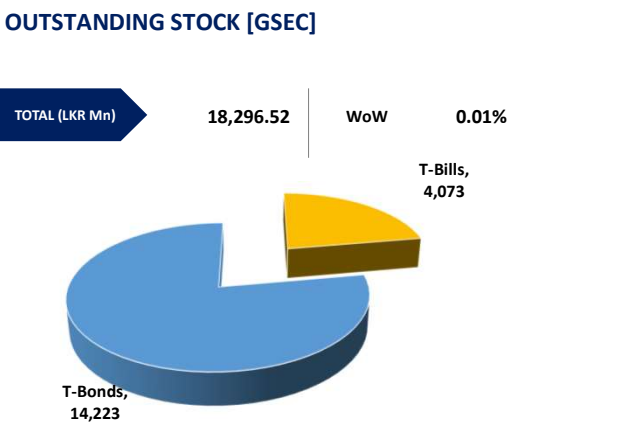
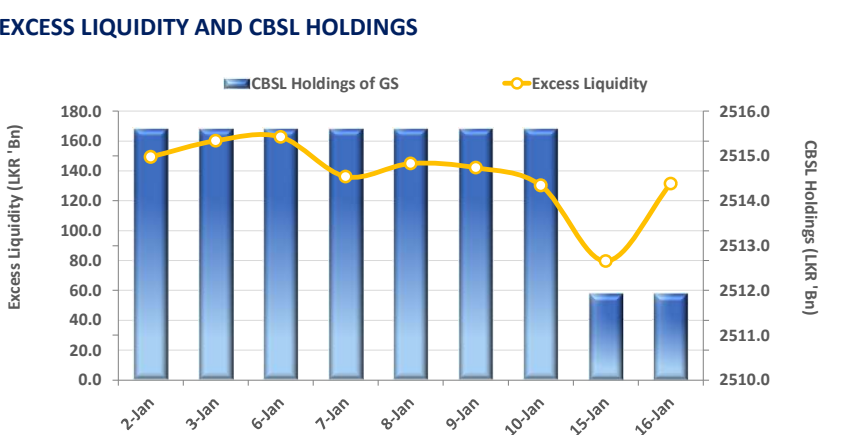
“Moderate volumes witnessed as investors adopt a wait-and-see stance”

The secondary market yield curve witnessed a day of moderate volumes and limited activity as investors adopted a wait-and-see approach following the year’s first bond auction held on 9th Jan-25, where the CBSL accepted a total of LKR 179.3Bn in bonds. Amongst the traded maturities, notable trades were on the mid end of the curve, primarily amongst the 2028, 2029, 2030, and 2031 maturities. On the belly end of the curve, 15.02.28, 15.03.28, 01.05.28, 01.07.28, and 15.10.28 traded at rates of 10.15%, 10.18%, 10.28%, 10.35%, and 10.40%, respectively. The 15.09.29 maturity was seen trading at rate of 10.80%. Similarly, 15.10.30, traded at a rate of 11.28%, while 15.03.31, 15.05.31, 01.12.31 traded at a rate of 11.37%. Meanwhile, on the external front the LKR depreciated against the USD closing at LKR 295.2/USD compared to LKR 294.6/USD recorded the previous day. CBSL holdings of government securities remained unchanged, closing at LKR 2,511.92Bn today. Overnight liquidity in the banking system expanded to LKR 131.47Bn from LKR 79.61Bn recorded the previous day.

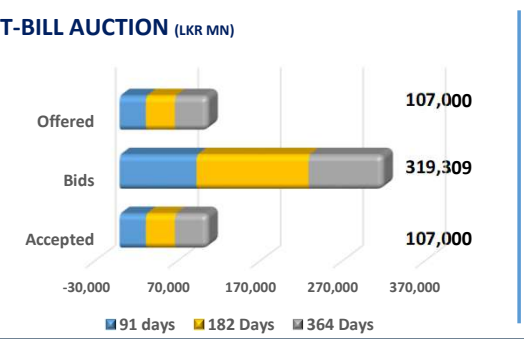
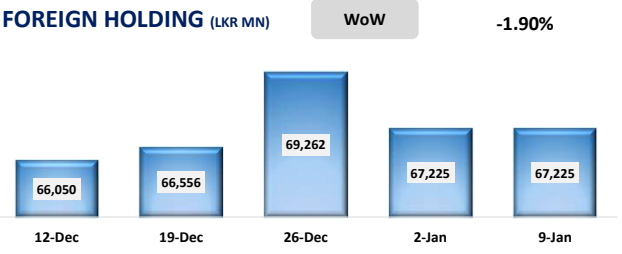
UNIT TRUSTS

15-Jan-25

First Capital Unit Trust Funds			Sell Price	Buy Price	Avg. Yield
			LKR	LKR	
First Capital Money Market Fund	FCMMF		3,294.15	3,294.15	9.05%
First Capital Gilt Edge Fund	FCGEF		2,484.45	2,484.45	8.07%
First Capital Wealth Fund	FCWF		2,050.89	2,050.84	15.55%
First Capital Equity Fund	FCEF		3,250.46	3,201.70	37.71%
First Capital Money Plus Fund	FCMPF		1,065.34	1,065.34	8.82%



Tenure		Bid	Offer	Today	Last Week	Change (bps)
< 91 Days	< 3M	8.30%	8.20%	8.25%	8.40%	-15
< 182 Days	< 6M	8.40%	8.30%	8.35%	8.50%	-15
< 364 Days	< 1Y	8.75%	8.65%	8.70%	8.80%	-10
15-Jan-27	< 2Y	9.50%	9.40%	9.45%	9.45%	0
15-Jan-28	< 3Y	10.10%	10.00%	10.05%	10.15%	-10
15-Dec-28	< 4Y	10.50%	10.40%	10.45%	10.55%	-10
15-Sep-29	< 5Y	10.85%	10.75%	10.80%	10.80%	0
15-Oct-30	< 6Y	11.30%	11.20%	11.25%	11.10%	+15
01-Dec-31	< 7Y	11.40%	11.35%	11.35%	11.35%	0
01-Oct-32	< 8Y	11.55%	11.45%	11.50%	11.50%	0
01-Jun-33	< 9Y	11.60%	11.45%	11.53%	11.53%	0
01-Jan-34	< 10Y	11.75%	11.50%	11.63%	11.63%	0
15-Mar-35	< 12Y	N/A	N/A	N/A	N/A	N/A
15-Aug-39	< 15Y	N/A	N/A	N/A	N/A	N/A
01-Jan-41	< 20Y	N/A	N/A	N/A	N/A	N/A



Auction Date: 15-Jan-25
Settlement Date: 17-Jan-25

91 days	8.33%	▼	-14 bps
184 days	8.44%	▼	-16 bps
364 days	8.80%	▼	-10 bps

