



DAILY FIXED INCOME & UNIT TRUST

June 13, 2025

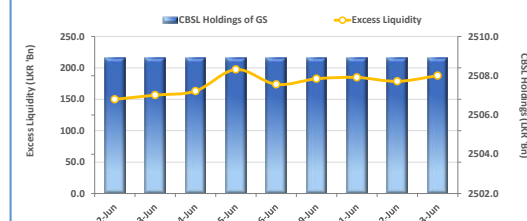
"Middle east tensions prompt selling stance in secondary market"

Influenced by heightened middle east tensions, investors in the secondary market adopted a selling stance. The yield curve inched up at the belly end, with overall market activity remaining subdued and generating moderate volumes. Trades were minimal with 01.05.2028 and 01.07.2028 traded at the rates of 8.75% to 8.80% whilst 15.07.2029, 15.09.2029 and 15.12.2029 traded between the rates of 9.45% to 9.55%. Moving ahead of the yield curve, 15.12.2032 traded at the rate of 10.30% whilst 15.09.2034 changed hands at the rate of 10.48%. In the forex market, the LKR depreciated marginally against the greenback, closing at LKR 299.02/USD, compared to the previously seen rate of 298.98/USD. Meanwhile, overnight liquidity in the banking system expanded to LKR 187.58n from LKR 178.68n in the previous session.

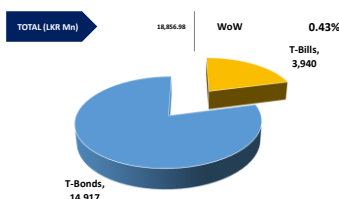
UNIT TRUSTS

First Capital Unit Trust Funds			12-Jun-25		
			Sell Price	Buy Price	Avg. Yield
			LKR	LKR	
First Capital Money Market Fund	FCMMF		3,409.32	3,409.32	8.15%
First Capital Gilt Edge Fund	FCGEF		2,557.88	2,557.88	6.84%
First Capital Wealth Fund	FCWF		2,146.12	2,146.07	9.87%
First Capital Equity Fund	FCEF		3,635.03	3,580.50	12.58%
First Capital Money Plus Fund	FCMPF		1,100.42	1,100.42	5.74%


EXCESS LIQUIDITY AND CBSL HOLDINGS



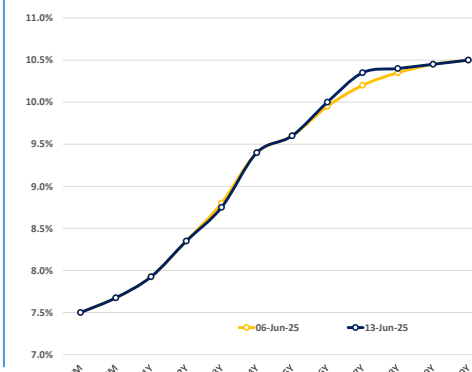
OUTSTANDING STOCK [GSEC]



FOREIGN HOLDING (LKR MN)

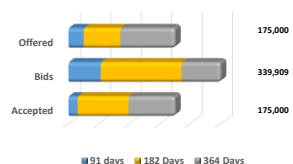


BILLS AND BONDS YIELDS



Tenure		Bid	Offer	Today	Last Week	Change (bps)
< 91 Days	< 3M	7.55%	7.45%	7.50%	7.50%	0
< 182 Days	< 6M	7.75%	7.60%	7.68%	7.68%	0
< 364 Days	< 1Y	8.00%	7.85%	7.93%	7.93%	0
01-May-27	< 2Y	8.40%	8.30%	8.35%	8.35%	0
01-May-28	< 3Y	8.80%	8.70%	8.75%	8.80%	-5
15-Jun-29	< 4Y	9.45%	9.35%	9.40%	9.40%	0
15-May-30	< 5Y	9.65%	9.55%	9.60%	9.60%	0
15-Mar-31	< 6Y	10.05%	9.95%	10.00%	9.95%	+5
15-Dec-32	< 7Y	10.40%	10.30%	10.35%	10.20%	+15
01-Jun-33	< 8Y	10.45%	10.35%	10.40%	10.35%	+5
15-Sep-34	< 9Y	10.50%	10.40%	10.45%	10.45%	0
15-Mar-35	< 10Y	10.55%	10.45%	10.50%	10.50%	0
15-Jan-37	< 12Y	N/A	N/A	N/A	N/A	N/A
15-Aug-39	< 15Y	N/A	N/A	N/A	N/A	N/A
01-Jan-41	< 20Y	N/A	N/A	N/A	N/A	N/A

T-BILL AUCTION (LKR MN)



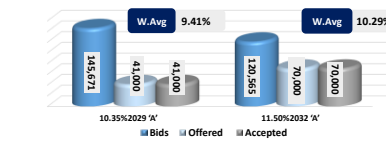
Auction Date

11-Jun-25

Settlement Date 13-Jun-25

91 days	7.55%	0	bps
184 days	7.72%	-1	bps
364 days	7.94%	0	bps

T-BOND AUCTION (LKR MN)



MATURITY TABLE (LKR MN)

Week ending 20-Jun-25

