



August 7, 2025

### "Muted action wraps up the trading week"

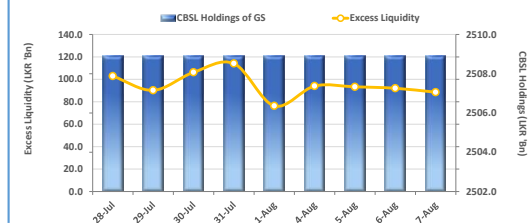
The secondary market withstood a lukewarm day ahead of the impending long weekend. Notable transactions were scarce, though measured interest was evident in the short to mid end of the curve. At the short end of the curve, 15.10.2027 was seen changing hands at 8.60%. In terms of 2029 maturities, 15.09.2029 and 15.10.2029 traded between 9.37% to 9.38% while 15.12.2029 traded marginally higher at 9.40%. Moving ahead, 15.10.2030 maturity traded at 9.55%. Finally, 01.07.2032 and 15.12.2032 traded at 10.45% and 10.30% respectively. In the forex market, the LKR appreciated slightly against the greenback, closing at LKR 300.8/USD, compared to the previously seen rate of LKR 300.9/USD. Meanwhile, overnight liquidity in the banking system dipped to LKR 88.58n from the previously seen level of LKR 92.18n.



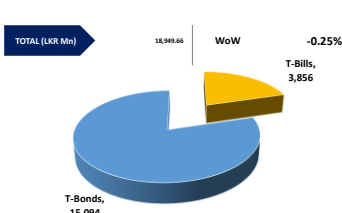
### UNIT TRUSTS

First Capital Unit Trust Funds			06-Aug-25		
			Sell Price	Buy Price	Avg. Yield
			LKR	LKR	
First Capital Money Market Fund	FCMMF		3,451.59	3,451.59	8.16%
First Capital Gilt Edge Fund	FCGEF		2,585.39	2,585.39	7.11%
First Capital Wealth Fund	FCWF		2,166.51	2,166.46	9.04%
First Capital Equity Fund	FCEF		3,981.19	3,921.47	23.30%
First Capital Money Plus Fund	FCMPF		1,111.79	1,111.79	7.14%

### EXCESS LIQUIDITY AND CBSL HOLDINGS



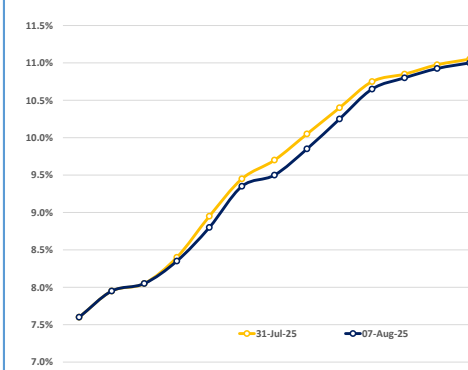
### OUTSTANDING STOCK [GSEC]



### FOREIGN HOLDING (LKR MN)

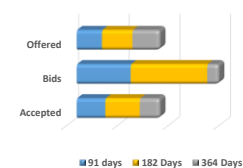


### BILLS AND BONDS YIELDS



Tenure		Bid	Offer	Today	Last Week	Change (bps)
< 91 Days	< 3M	7.65%	7.55%	7.60%	7.60%	0
< 182 Days	< 6M	8.00%	7.90%	7.95%	7.95%	0
< 364 Days	< 1Y	8.10%	8.00%	8.05%	8.05%	0
01-May-27	< 2Y	8.40%	8.30%	8.35%	8.40%	-5
01-Jul-28	< 3Y	8.85%	8.75%	8.80%	8.95%	-15
15-Jun-29	< 4Y	9.40%	9.30%	9.35%	9.45%	-10
15-May-30	< 5Y	9.55%	9.45%	9.50%	9.70%	-20
15-Mar-31	< 6Y	9.90%	9.80%	9.85%	10.05%	-20
15-Dec-32	< 7Y	10.30%	10.20%	10.25%	10.40%	-15
01-Nov-33	< 8Y	10.70%	10.60%	10.65%	10.75%	-10
15-Sep-34	< 9Y	10.85%	10.75%	10.80%	10.85%	-5
15-Mar-35	< 10Y	11.00%	10.85%	10.93%	10.98%	-5
15-Jan-37	< 12Y	11.10%	10.90%	11.00%	11.05%	-5
15-Aug-39	< 15Y	N/A	N/A	N/A	N/A	N/A
01-Jan-41	< 20Y	N/A	N/A	N/A	N/A	N/A

### T-BILL AUCTION (LKR MN)



### Auction Date 6-Aug-25


### Settlement Date 11-Aug-25

91 days	7.61%	▼	-1 bps
184 days	7.91%	◀	0 bps
364 days	8.03%	◀	0 bps

### T-BOND AUCTION (LKR MN)

### Auction Date 12-Aug-25

### New Auction Announcement



### MATURITY TABLE (LKR MN)

### Week ending 15-Aug-25

