








September 19, 2025

"Muted trading marks the end of the week"

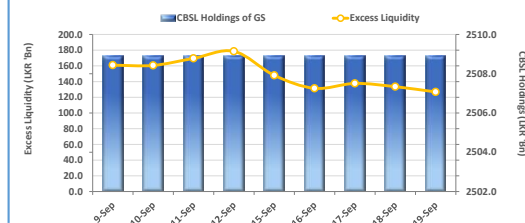
Market activity wrapped up the week on a soft note, as volumes stayed constrained and investor participation remained measured. Yields held steady, leaving the curve largely anchored in a lackluster trading environment. Among the few significant trades that were executed, 15.09.2029 and 15.12.2029 were seen changing hands between the narrow range of 9.50% to 9.52%. Moving ahead, 15.03.2031 traded at 10.05% while 01.07.2032 and 01.10.2032 traded between 10.30% to 10.60%. On the external front, the LKR depreciated marginally against the USD closing at LKR 302.1/USD compared to LKR 302.0/USD recorded the previous day. Overnight liquidity in the banking system contracted to LKR 126.8Bn from LKR 133.5Bn recorded the previous day.



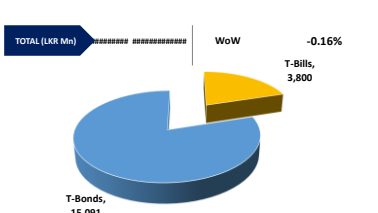
UNIT TRUSTS

First Capital Unit Trust Funds			Sell Price	Buy Price	Avg. Yield
			LKR	LKR	
First Capital Money Market Fund	FCMMF		3,484.48	3,484.48	8.11%
First Capital Gilt Edge Fund	FCGEF		2,606.97	2,606.97	7.05%
First Capital Wealth Fund	FCWF		2,178.17	2,178.12	8.35%
First Capital Equity Fund	FCEF		4,177.74	4,115.07	29.39%
First Capital Money Plus Fund	FCMPF		1,121.13	1,121.13	7.03%

EXCESS LIQUIDITY AND CBSL HOLDINGS



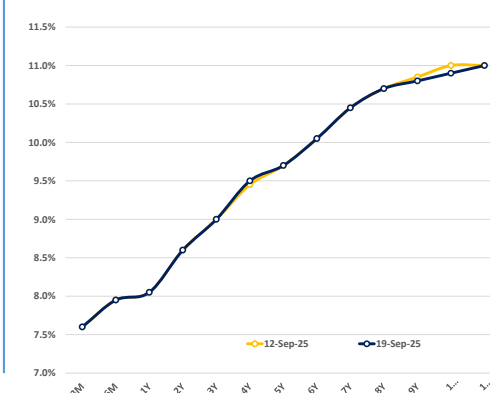
OUTSTANDING STOCK [GSEC]



FOREIGN HOLDING (LKR MN)

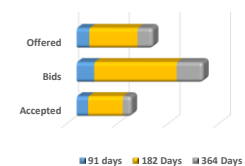


BILLS AND BONDS YIELDS



Tenure		Bid	Offer	Today	Last Week	Change (bps)
< 91 Days	< 3M	7.65%	7.55%	7.60%	7.60%	0
< 182 Days	< 6M	8.00%	7.90%	7.95%	7.95%	0
< 364 Days	< 1Y	8.10%	8.00%	8.05%	8.05%	0
01-May-27	< 2Y	8.65%	8.55%	8.60%	8.60%	0
01-Jul-28	< 3Y	9.05%	8.95%	9.00%	9.00%	0
15-Sep-29	< 4Y	9.45%	9.55%	9.50%	9.45%	+5
01-Jul-30	< 5Y	9.75%	9.65%	9.70%	9.70%	0
15-Mar-31	< 6Y	10.10%	10.00%	10.05%	10.05%	0
15-Dec-32	< 7Y	10.50%	10.40%	10.45%	10.45%	0
01-Nov-33	< 8Y	10.75%	10.65%	10.70%	10.70%	0
15-Sep-34	< 9Y	10.85%	10.75%	10.80%	10.85%	-5
15-Jun-35	< 10Y	10.95%	10.85%	10.90%	11.00%	-10
15-Jan-37	< 12Y	11.05%	10.95%	11.00%	11.00%	0
15-Aug-39	< 15Y	N/A	N/A	N/A	N/A	N/A
01-Jan-41	< 20Y	N/A	N/A	N/A	N/A	N/A

T-BILL AUCTION (LKR MN)



Auction Date

17-Sep-25

Settlement Date 19-Sep-25

91 days	7.57%	-1 bps
184 days	7.89%	0 bps
364 days	8.02%	0 bps

T-BOND AUCTION (LKR MN)



MATURITY TABLE (LKR MN)

Week ending 26-Sep-25

