



October 2, 2025

"Muted market participation with selective interest at short and long ends"

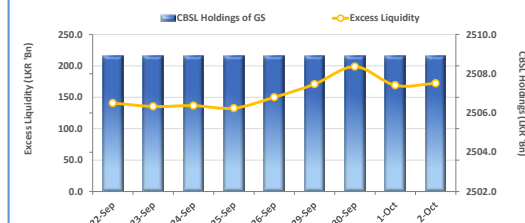
The secondary government securities market remained subdued today, with limited trading activity and low volumes, with some selling pressure observed at the short end of the yield curve. Within the short-term segment, 15.09.2027 was quoted at a yield of 8.85%. In the 2028 segment, both the 15.10.2028 and 15.12.2028 maturities were transacted at a yield of 9.25%. Progressing to the 2029 segment, 15.06.2029, 15.09.2029, 15.10.2029, and 15.12.2029 were traded within a yield range of 9.60% to 9.81%. The 01.07.2030 maturity was also traded, closing at a yield of 9.76%. At the longer end of the curve, selective buying interest emerged in the 15.09.2034 security, which was traded at a yield of 10.80%. On the external front, the LKR appreciated slightly against the USD, closing at LKR 302.52/USD, compared to LKR 302.62/USD recorded the previous day. Overnight liquidity in the banking system expanded to LKR 172.2Bn from LKR 169.0Bn recorded the previous day.



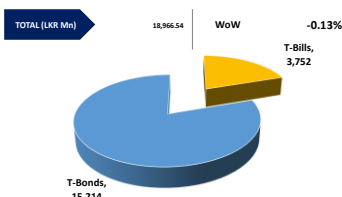
UNIT TRUSTS

First Capital Unit Trust Funds			01-Oct-25		
			Sell Price	Buy Price	Avg. Yield
			LKR	LKR	
First Capital Money Market Fund	FCMMF		3,494.49	3,494.49	8.01%
First Capital Gilt Edge Fund	FCGEF		2,613.53	2,613.53	7.01%
First Capital Wealth Fund	FCWF		2,180.71	2,180.66	8.12%
First Capital Equity Fund	FCEF		4,316.45	4,251.70	33.69%
First Capital Money Plus Fund	FCMPF		1,123.95	1,123.95	7.06%

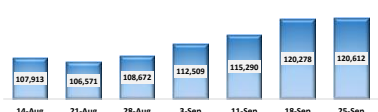
EXCESS LIQUIDITY AND CBSL HOLDINGS



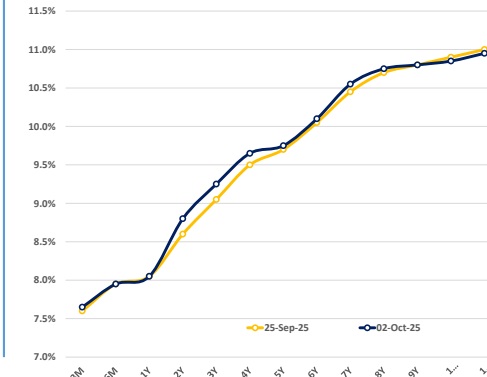
OUTSTANDING STOCK [GSEC]



FOREIGN HOLDING (LKR MN)

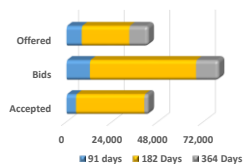


BILLS AND BONDS YIELDS



Tenure		Bid	Offer	Today	Last Week	Change (bps)
< 91 Days	< 3M	7.70%	7.60%	7.65%	7.60%	+5
< 182 Days	< 6M	8.00%	7.90%	7.95%	7.95%	0
< 364 Days	< 1Y	8.10%	8.00%	8.05%	8.05%	0
01-May-27	< 2Y	8.85%	8.75%	8.80%	8.60%	+20
15-Oct-28	< 3Y	9.30%	9.20%	9.25%	9.05%	+20
15-Oct-29	< 4Y	9.70%	9.60%	9.65%	9.50%	+15
01-Jul-30	< 5Y	9.80%	9.70%	9.75%	9.70%	+5
15-Mar-31	< 6Y	10.15%	10.05%	10.10%	10.05%	+5
10-Jan-32	< 7Y	10.60%	10.50%	10.55%	10.45%	+10
01-Nov-33	< 8Y	10.80%	10.70%	10.75%	10.70%	+5
15-Sep-34	< 9Y	10.85%	10.75%	10.80%	10.80%	0
15-Jun-35	< 10Y	10.90%	10.80%	10.85%	10.90%	-5
15-Jan-37	< 12Y	11.00%	10.90%	10.95%	11.00%	-5
15-Aug-39	< 15Y	N/A	N/A	N/A	N/A	N/A
01-Jan-41	< 20Y	N/A	N/A	N/A	N/A	N/A

T-BILL AUCTION (LKR MN)



Auction Date	1-Oct-25
Settlement Date	3-Oct-25
91 days	7.53% ▼ -4 bps
184 days	7.89% ◀ 0 bps
364 days	8.02% ◀ 0 bps

T-BOND AUCTION (LKR MN)



MATURITY TABLE (LKR MN)

