



October 9, 2025

"Moderate trading activity keeps yield curve steady"

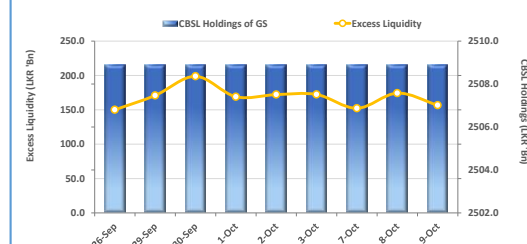
The secondary market exhibited mixed sentiment, characterized by moderate trading activity, which contributed to the overall yield curve remaining unchanged. Trades executed during the day include the 15.03.2028 maturity, which traded within a narrow yield range of 9.14% to 9.15%. In the 2029 segment, the 15.10.2029 and 15.12.2029 maturities traded within a range of 9.68% to 9.75%. The 01.07.2030 bond changed hands at a yield of 9.78%, while the 15.03.2031 issue traded in a wider band of 10.03% to 10.10%. Further along the curve, the 15.12.2032 maturity saw trades at a yield of 10.50%. On the external front, the LKR depreciated against the USD, closing at LKR 302.62/USD vs. LKR 302.49/USD seen previously. Overnight liquidity in the banking system contracted to LKR 156.8Bn from LKR 174.3Bn recorded the previous day.

## UNIT TRUSTS

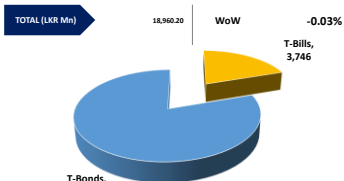
First Capital Unit Trust Funds		Sell Price	Buy Price	Avg. Yield
		LKR	LKR	
First Capital Money Market Fund	FCMMF	3,499.82	3,499.82	8.00%
First Capital Gilt Edge Fund	FCGEF	2,617.06	2,617.06	7.04%
First Capital Wealth Fund	FCWF	2,180.97	2,180.92	7.93%
First Capital Equity Fund	FCEF	4,352.61	4,287.32	34.80%
First Capital Money Plus Fund	FCMPF	1,125.49	1,125.49	7.14%
First Capital Fixed Income Fund	FCFIF	4,209.40	4,209.29	8.44%

08-Oct-25

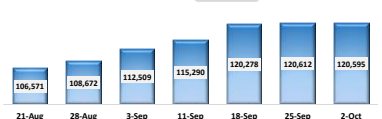
## EXCESS LIQUIDITY AND CBSL HOLDINGS



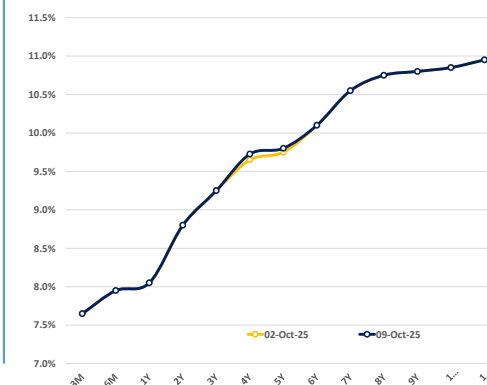
## OUTSTANDING STOCK [GSEC]



## FOREIGN HOLDING (LKR MN)

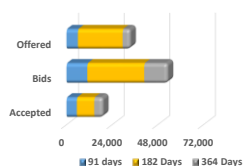


## BILLS AND BONDS YIELDS



Tenure	Bid	Offer	Today	Last Week	Change (bps)
< 91 Days	7.70%	7.60%	7.65%	7.65%	0
< 182 Days	8.00%	7.90%	7.95%	7.95%	0
< 364 Days	8.10%	8.00%	8.05%	8.05%	0
01-May-27	8.85%	8.75%	8.80%	8.80%	0
15-Oct-28	9.30%	9.20%	9.25%	9.25%	0
15-Oct-29	9.75%	9.70%	9.73%	9.65%	+8
01-Jul-30	9.85%	9.75%	9.80%	9.75%	+5
15-Mar-31	10.15%	10.05%	10.10%	10.10%	0
10-Jan-32	10.60%	10.50%	10.55%	10.55%	0
01-Nov-33	10.80%	10.70%	10.75%	10.75%	0
15-Sep-34	10.85%	10.75%	10.80%	10.80%	0
15-Jun-35	10.90%	10.80%	10.85%	10.85%	0
15-Jan-37	11.00%	10.90%	10.95%	10.95%	0
15-Aug-39	N/A	N/A	N/A	N/A	N/A
01-Jan-41	N/A	N/A	N/A	N/A	N/A

## T-BILL AUCTION (LKR MN)




Auction Date	8-Oct-25
Settlement Date	10-Oct-25

91 days	7.52%	-1 bps
184 days	7.89%	0 bps
364 days	8.02%	0 bps

## T-BOND AUCTION (LKR MN)

New Auction Announcement



## MATURITY TABLE (LKR MN)

Week ending 17-Oct-25

