



October 24, 2025

"Market momentum persists amid mixed sentiment"

The secondary market sustained its positive momentum from the previous session, with investor sentiment remaining mixed and trading volumes holding at moderate levels. Activity was concentrated across the short to mid segment of the curve, while the overall yield curve remained broadly unchanged. At the short end of the curve, the 15.01.2027, 01.05.2027, and 15.09.2027 maturities were seen trading at yields of 8.35%, 8.77%, and 8.89%, respectively. Moving to the 2028 segment, the 15.02.2028 maturity transacted at 9.18%, the 15.03.2028 maturity at 9.20%, the 01.07.2028 maturity at 9.25%, and the 01.09.2028 maturity at 9.30%. Further along the curve, the 15.10.2029 bond changed hands at 9.70%, while the 15.10.2029 bond traded at 9.72%. Among the 2030 maturities, the 15.05.2030 and 01.07.2030 issues traded at 9.76% and 9.78%, respectively. Lastly, towards the mid end of the curve, the 15.03.2031 maturity changed hands at 10.10%. On the external front, the LKR depreciated against the USD, closing at LKR 303.61/USD compared to LKR 303.26/USD seen previously. Overnight liquidity in the banking system expanded to LKR 129.13bn from LKR 123.38bn recorded the previous day.

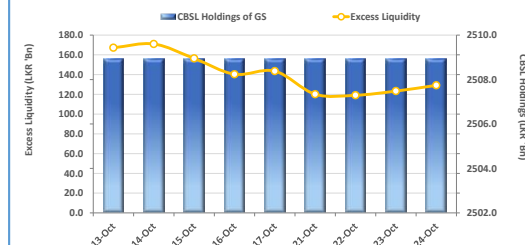


## UNIT TRUSTS

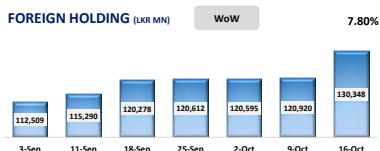
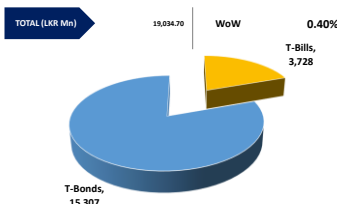
23-Oct-25

First Capital Unit Trust Funds		Sell Price	Buy Price	Avg. Yield
		LKR	LKR	
First Capital Money Market Fund	FCMMF	3,511.54	3,511.54	8.04%
First Capital Gilt Edge Fund	FCGEF	2,624.65	2,624.65	7.06%
First Capital Wealth Fund	FCWF	2,187.99	2,187.94	7.95%
First Capital Equity Fund	FCEF	4,412.48	4,346.29	36.66%
First Capital Money Plus Fund	FCMPF	1,128.80	1,128.80	7.22%
First Capital Fixed Income Fund	FCFIF	4,224.09	4,223.98	8.48%

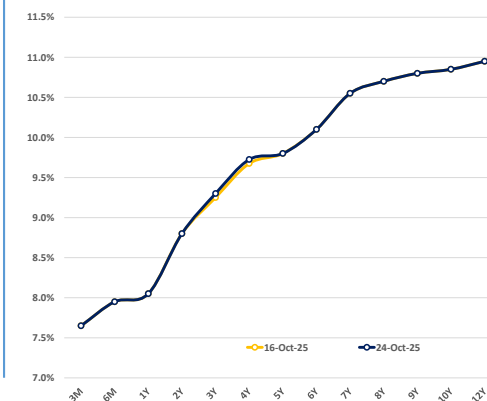
## EXCESS LIQUIDITY AND CBSL HOLDINGS



## OUTSTANDING STOCK [GSEC]

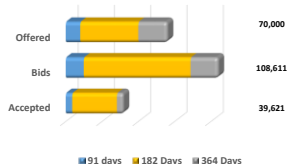


## BILLS AND BONDS YIELDS



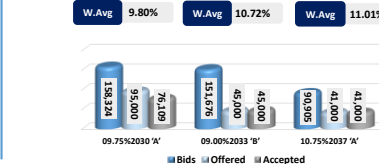
Tenure	Bid	Offer	Today	Last Week	Change (bps)
< 91 Days	7.70%	7.60%	7.65%	7.65%	0
< 182 Days	8.00%	7.90%	7.95%	7.95%	0
< 364 Days	8.10%	8.00%	8.05%	8.05%	0
01-May-27	8.85%	8.75%	8.80%	8.80%	0
15-Oct-28	9.35%	9.25%	9.30%	9.25%	+5
15-Oct-29	9.75%	9.70%	9.73%	9.68%	+5
01-Jul-30	9.85%	9.75%	9.80%	9.80%	0
15-Mar-31	10.15%	10.05%	10.10%	10.10%	0
10-Jan-32	10.60%	10.50%	10.55%	10.55%	0
01-Nov-33	10.75%	10.65%	10.70%	10.70%	0
15-Sep-34	10.85%	10.75%	10.80%	10.80%	0
15-Jun-35	10.90%	10.80%	10.85%	10.85%	0
15-Jan-37	11.00%	10.90%	10.95%	10.95%	0
15-Aug-39	N/A	N/A	N/A	N/A	N/A
01-Jan-41	N/A	N/A	N/A	N/A	N/A

## T-BILL AUCTION (LKR MN)



Auction Date		22-Oct-25	
Settlement Date		24-Oct-25	
91 days	7.52%	◀▶	0 bps
184 days	7.89%	◀▶	0 bps
364 days	8.02%	◀▶	0 bps

## T-BOND AUCTION (LKR MN)



## MATURITY TABLE (LKR MN)

