



October 27, 2025

"Yield curve stays static amid mixed investor sentiment"

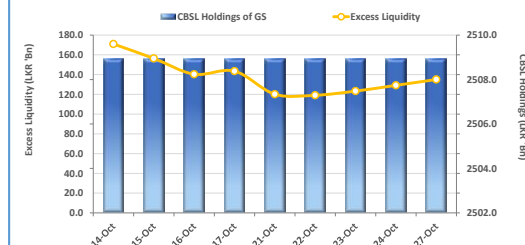
Moderate volumes and mixed investor sentiment marked the opening of the new week. Activity was predominantly visible in the short to mid segments of the yield curve. However, the yield curve was seen remaining largely static by the end of today's session. At the short end of the curve, 15.09.2027 traded at 9.00%. 2028 maturities attracted noteworthy activity with, 15.01.2028 and 15.03.2028 both trading at 9.20% and 15.02.2028 trading lower at 9.17% while 01.05.2028 and 01.09.2028 were seen changing hands at 9.25% and 9.30% respectively. Moving ahead, 15.05.2030 and 01.07.2030 both traded at 9.78%. Finally, 01.07.2032 was seen trading at 10.80% while 01.10.2032 traded lower at 10.53%. On the external front, the LKR depreciated against the USD, closing at LKR 303.77/USD compared to LKR 303.61/USD seen previously. Overnight liquidity in the banking system expanded to LKR 135.06Bn from LKR 129.13Bn recorded the previous day.

## UNIT TRUSTS

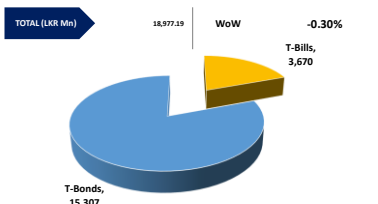
First Capital Unit Trust Funds		Sell Price	Buy Price	Avg. Yield
		LKR	LKR	
First Capital Money Market Fund	FCMMF	3,513.85	3,513.85	8.04%
First Capital Gilt Edge Fund	FCGEF	2,626.18	2,626.18	7.08%
First Capital Wealth Fund	FCWF	2,189.45	2,189.40	7.96%
First Capital Equity Fund	FCEF	4,393.62	4,327.72	36.08%
First Capital Money Plus Fund	FCMPF	1,129.47	1,129.47	7.21%
First Capital Fixed Income Fund	FCFIF	4,227.05	4,226.94	8.48%

26-Oct-25

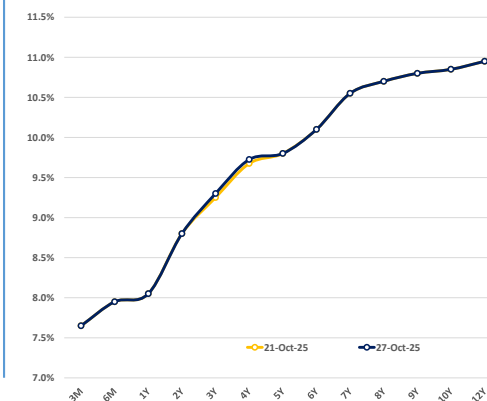
## EXCESS LIQUIDITY AND CBSL HOLDINGS



## OUTSTANDING STOCK [GSEC]

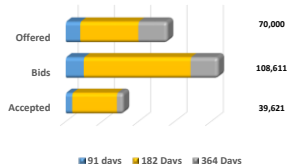


## BILLS AND BONDS YIELDS



Tenure	Bid	Offer	Today	Last Week	Change (bps)
< 91 Days	7.70%	7.60%	7.65%	7.65%	0
< 182 Days	8.00%	7.90%	7.95%	7.95%	0
< 364 Days	8.10%	8.00%	8.05%	8.05%	0
01-May-27	8.85%	8.75%	8.80%	8.80%	0
15-Oct-28	9.35%	9.25%	9.30%	9.25%	+5
15-Oct-29	9.75%	9.70%	9.73%	9.68%	+5
01-Jul-30	9.85%	9.75%	9.80%	9.80%	0
15-Mar-31	10.15%	10.05%	10.10%	10.10%	0
10-Jan-32	10.60%	10.50%	10.55%	10.55%	0
01-Nov-33	10.75%	10.65%	10.70%	10.70%	0
15-Sep-34	10.85%	10.75%	10.80%	10.80%	0
15-Jun-35	10.90%	10.80%	10.85%	10.85%	0
15-Jan-37	11.00%	10.90%	10.95%	10.95%	0
15-Aug-39	N/A	N/A	N/A	N/A	N/A
01-Jan-41	N/A	N/A	N/A	N/A	N/A

## T-BILL AUCTION (LKR MN)



Auction Date		22-Oct-25	
Settlement Date		24-Oct-25	
91 days	7.52%	◀▶	0 bps
184 days	7.89%	◀▶	0 bps
364 days	8.02%	◀▶	0 bps

## T-BOND AUCTION (LKR MN)



## MATURITY TABLE (LKR MN)

Week ending	31-Oct-25
T-Bill	72,879