



October 28, 2025

"Belly end yields ease slightly"

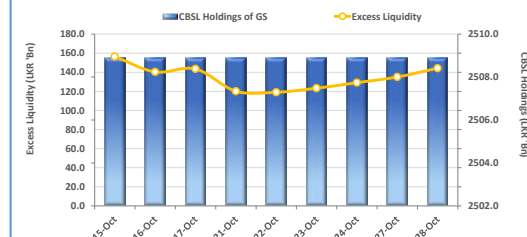
The secondary market yield curve reflected mixed sentiment, with moderate trading volumes and diverse activity across maturities. Yields edged lower, particularly at the belly end of the curve. At the short end of the curve, the 15.01.2028 and 15.03.2028 maturities traded at 9.17%. Meanwhile, other 2028 maturities, 01.05.2028, 01.07.2028, and 15.10.2028, traded at the rates of 9.20%, 9.25%, and 9.26%, respectively. Further along the curve, the 15.10.2029, 15.05.2030, 01.07.2030, 15.03.2031, and 01.07.2032 maturities changed hands at the rates of 9.68%, 9.74%, 9.77%, 10.15%, and 10.75%, respectively. On the external front, the LKR depreciated against the USD, closing at LKR 304.0/USD compared to LKR 303.8/USD seen previously. Overnight liquidity in the banking system expanded to LKR 144.38bn from LKR 135.18bn recorded the previous day.

UNIT TRUSTS

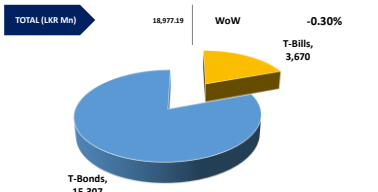
First Capital Unit Trust Funds		Sell Price	Buy Price	Avg. Yield
		LKR	LKR	
First Capital Money Market Fund	FCMMF	3,514.62	3,514.62	8.04%
First Capital Gilt Edge Fund	FCGEF	2,626.66	2,626.66	7.02%
First Capital Wealth Fund	FCWF	2,190.05	2,190.00	7.96%
First Capital Equity Fund	FCEF	4,384.02	4,318.26	35.78%
First Capital Money Plus Fund	FCMPF	1,129.69	1,129.69	7.16%
First Capital Fixed Income Fund	FCFIF	4,228.04	4,227.93	8.49%

27-Oct-25

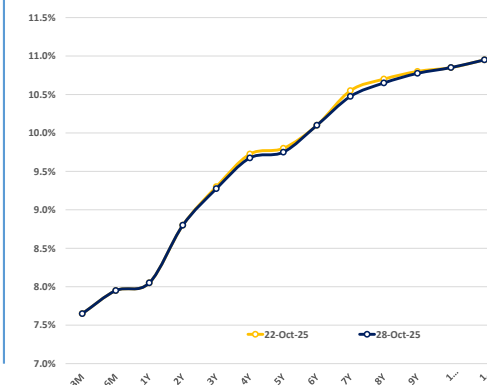
EXCESS LIQUIDITY AND CBSL HOLDINGS



OUTSTANDING STOCK [GSEC]

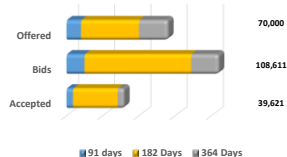


BILLS AND BONDS YIELDS



Tenure	Bid	Offer	Today	Last Week	Change (bps)
< 91 Days	7.70%	7.60%	7.65%	7.65%	0
< 182 Days	8.00%	7.90%	7.95%	7.95%	0
< 364 Days	8.10%	8.00%	8.05%	8.05%	0
01-May-27	8.85%	8.75%	8.80%	8.80%	0
15-Oct-28	9.35%	9.25%	9.28%	9.30%	-3
15-Oct-29	9.75%	9.70%	9.68%	9.73%	-5
01-Jul-30	9.85%	9.75%	9.75%	9.80%	-5
15-Mar-31	10.15%	10.05%	10.10%	10.10%	0
10-Jan-32	10.60%	10.50%	10.48%	10.55%	-8
01-Nov-33	10.75%	10.65%	10.65%	10.70%	-5
15-Sep-34	10.85%	10.75%	10.78%	10.80%	-3
15-Jun-35	10.90%	10.80%	10.85%	10.85%	0
15-Jan-37	11.00%	10.90%	10.95%	10.95%	0
15-Aug-39	N/A	N/A	N/A	N/A	N/A
01-Jan-41	N/A	N/A	N/A	N/A	N/A

T-BILL AUCTION (LKR MN)



Auction Date	22-Oct-25
Settlement Date	24-Oct-25
91 days	7.52%
184 days	7.89%
364 days	8.02%

T-BOND AUCTION (LKR MN)



MATURITY TABLE (LKR MN)

