



First Capital
A Jansonsbank Group Company

DAILY FIXED INCOME & UNIT TRUST

September 30, 2025

"Sentiment remains mixed while volumes stay thin"

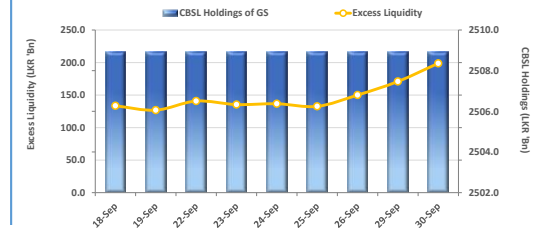
The secondary market endured yet another day of thin volumes and limited activity while investor sentiment remained largely mixed. At the short end of the curve 15.03.2028 and 01.05.2028 traded between 9.05% to 9.10%. In terms of 2029 maturities, 15.06.2029, 15.09.2029 and 15.12.2029 were seen changing hands between 9.48% to 9.60%. Moving ahead, 01.07.2032 traded at 10.65% while 01.10.2032 traded marginally lower at 10.40%. Finally, at the long end of the curve, 15.09.2034 traded at a rate of 10.80%. On the external front, the LKR depreciated marginally against the USD, closing at LKR 302.61/USD compared to LKR 302.60/USD recorded the previous day. Overnight liquidity in the banking system expanded to LKR 198.8Bn from LKR 170.9Bn recorded the previous day.

UNIT TRUSTS

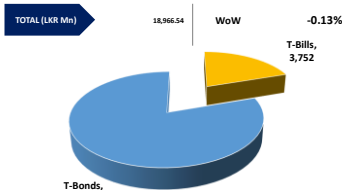
29-Sep-25

First Capital Unit Trust Funds			Sell Price	Buy Price	Avg. Yield
			LKR	LKR	
First Capital Money Market Fund	FCMMF		3,492.97	3,492.97	8.13%
First Capital Gilt Edge Fund	FCGEF		2,612.53	2,612.53	7.01%
First Capital Wealth Fund	FCWF		2,181.74	2,181.69	8.24%
First Capital Equity Fund	FCEF		4,301.93	4,237.40	33.24%
First Capital Money Plus Fund	FCMPF		1,123.53	1,123.53	7.11%

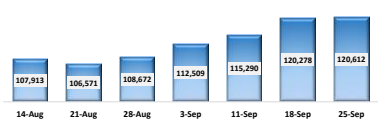
EXCESS LIQUIDITY AND CBSL HOLDINGS



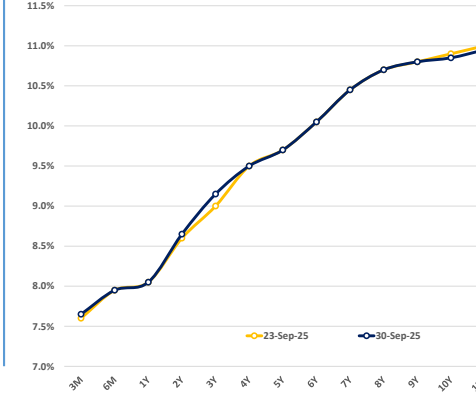
OUTSTANDING STOCK [GSEC]



FOREIGN HOLDING (LKR MN)

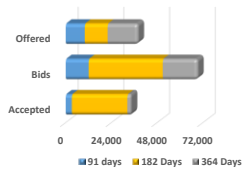


BILLS AND BONDS YIELDS



Tenure		Bid	Offer	Today	Last Week	Change (bps)
< 91 Days	< 3M	7.70%	7.60%	7.65%	7.60%	+5
< 182 Days	< 6M	8.00%	7.90%	7.95%	7.95%	0
< 364 Days	< 1Y	8.10%	8.00%	8.05%	8.05%	0
01-May-27	< 2Y	8.70%	8.60%	8.65%	8.60%	+5
01-Jul-28	< 3Y	9.20%	9.10%	9.15%	9.00%	+15
15-Sep-29	< 4Y	9.55%	9.45%	9.50%	9.50%	0
01-Jul-30	< 5Y	9.75%	9.65%	9.70%	9.70%	0
15-Mar-31	< 6Y	10.10%	10.00%	10.05%	10.05%	0
10-Jan-32	< 7Y	10.50%	10.40%	10.45%	10.45%	0
01-Nov-33	< 8Y	10.75%	10.65%	10.70%	10.70%	0
15-Sep-34	< 9Y	10.85%	10.75%	10.80%	10.80%	0
15-Jun-35	< 10Y	10.90%	10.80%	10.85%	10.90%	-5
15-Jan-37	< 12Y	11.00%	10.90%	10.95%	11.00%	-5
15-Aug-39	< 15Y	N/A	N/A	N/A	N/A	N/A
01-Jan-41	< 20Y	N/A	N/A	N/A	N/A	N/A

T-BILL AUCTION (LKR MN)



Auction Date

24-Sep-25

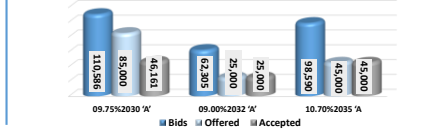
Settlement Date 26-Sep-25

91 days	7.57%	0 bps
184 days	7.89%	0 bps
364 days	8.02%	0 bps

T-BOND AUCTION (LKR MN)

Auction Date 11-Sep-25

W.Avg 9.76% W.Avg 10.45% W.Avg 10.96%



MATURITY TABLE (LKR MN)

Week ending 3-Oct-25

Bond interest 10,303

T-Bill 29,232