



DAILY FIXED INCOME & UNIT TRUST

December 11, 2025

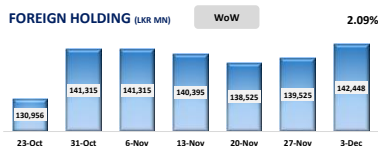
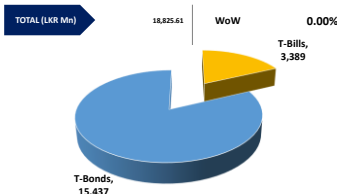
**"Market maintains moderate activity
whilst T-Bond acceptances fall short"**

The secondary market remained subdued today as investor engagement remained limited with some selling sentiment, amidst moderate trading volumes. Trading activity was primarily confined to the short to mid end of the curve, with 2028, 2029 and 2031 bonds seeing some activity. Among the 2028 maturities, 15.02.2028 traded between 9.10% to 9.15%, followed by 01.05.2028, 01.07.2028, 15.10.2028, all of which traded between 9.15% to 9.20%. Moving along, the 15.06.2029 bond changed hands at 9.45% whilst 15.09.2029 and 15.10.2029 maturities traded within a yield band of 9.45% to 9.55%. Lastly, the 15.03.2031 maturity traded at a yield of 9.95%. The CBSL conducted a T-Bond auction today, raising LKR 115.58n across three maturities against an initial offer of LKR 143.08n, despite total bids amounting to LKR 272.78n. The 01.03.2030 bond recorded acceptances of LKR 15.58n at a yield of 9.55%, while the 01.10.2032 bond saw LKR 30.08n accepted which is in line with the initial offer, at a yield of 10.29%. The 15.06.2035 bond was also accepted in full against the initial offer of LKR 70.08n, with the yield settling at 10.67%. On the external front, the LKR slightly depreciated against the USD, closing at LKR 308.75/USD compared to LKR 308.65/USD seen previously. Overnight liquidity in the banking system expanded to LKR 109.5Mn from LKR 97.8Mn recorded on the previous day.

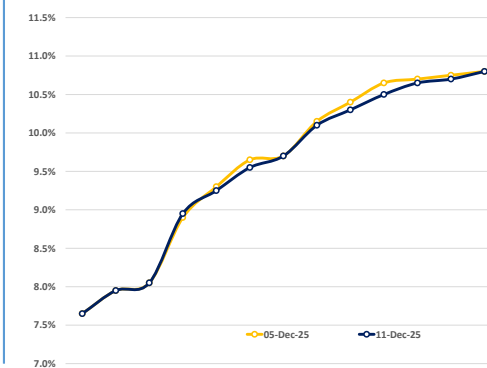
UNIT TRUSTS

First Capital Unit Trust Funds		Sell Price	Buy Price	Avg. Yield
		LKR	LKR	
First Capital Money Market Fund	FCMMF	3,548.31	3,548.31	8.00%
First Capital Gilt Edge Fund	FCGEF	2,649.12	2,649.12	7.10%
First Capital Wealth Fund	FCWF	2,221.46	2,221.40	8.57%
First Capital Equity Fund	FCEF	4,425.24	4,358.86	37.05%
First Capital Money Plus Fund	FCMPF	1,139.47	1,139.47	7.19%
First Capital Fixed Income Fund	FCFIF	4,271.17	4,271.06	8.27%

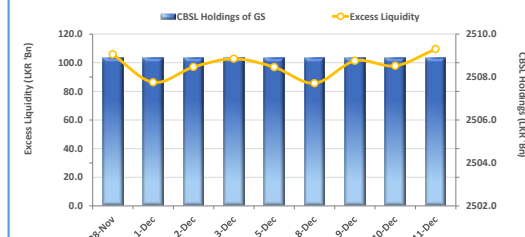
OUTSTANDING STOCK [GSEC]



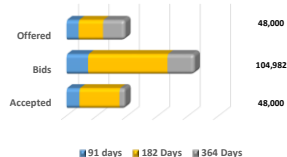
BILLS AND BONDS YIELDS



EXCESS LIQUIDITY AND CBSL HOLDINGS



T-BILL AUCTION (LKR Mn)



Auction Date	10-Dec-25
Settlement Date	12-Dec-25
91 days	7.51%
184 days	7.91%
364 days	8.03%

T-BOND AUCTION (LKR Mn)



MATURITY TABLE (LKR Mn)

