



First Capital
A Jansathana Group Company

DAILY FIXED INCOME & UNIT TRUST

November 20, 2025

"Mixed sentiment persists as the yield curve holds steady"

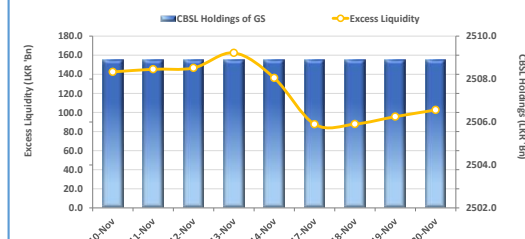
The secondary market yield curve saw a mixed trading session, characterized by low volumes and subdued activity. Among the trades executed, the 15.01.2028, 15.03.2028, and 15.10.2028 maturities were traded at the rates of 9.02%, 9.03%, and 9.08%, respectively. The 15.09.2029 and 15.10.2029 maturities traded at 9.50%, while the 15.05.2030 and 15.07.2030 maturities changed hands at 9.60%. Further along the curve, the 15.03.2031, 15.12.2032, and 15.06.2035 maturities traded at yields of 9.95%, 10.25%, and 10.65%, respectively. On the external front, the LKR slightly depreciated against the USD, closing at LKR 308.47/USD compared to LKR 307.79/USD seen previously. Furthermore, the LKR has depreciated 5.4% year-to-date. Overnight liquidity in the banking system expanded to LKR 102.60Bn from LKR 95.62Bn recorded on the previous day.

UNIT TRUSTS

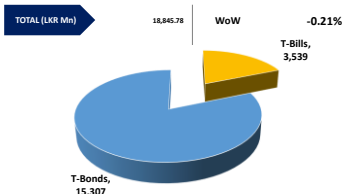
First Capital Unit Trust Funds		Sell Price	Buy Price	Avg. Yield
		LKR	LKR	
First Capital Money Market Fund	FCMMF	3,532.26	3,532.26	8.00%
First Capital Gilt Edge Fund	FCGEF	2,638.34	2,638.34	7.05%
First Capital Wealth Fund	FCWF	2,214.57	2,214.51	8.75%
First Capital Equity Fund	FCEF	4,448.24	4,381.52	37.77%
First Capital Money Plus Fund	FCMPF	1,134.79	1,134.79	7.13%
First Capital Fixed Income Fund	FCFIF	4,250.82	4,250.71	8.40%

19-Nov-25

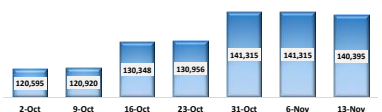
EXCESS LIQUIDITY AND CBSL HOLDINGS



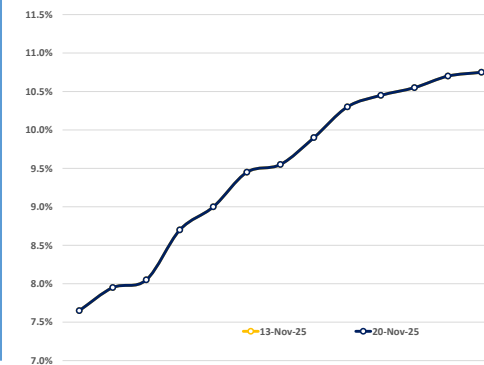
OUTSTANDING STOCK [GSEC]



FOREIGN HOLDING (LKR MN)

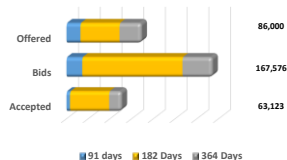


BILLS AND BONDS YIELDS



Tenure	Bid	Offer	Today	Last Week	Change (bps)
< 91 Days	7.70%	7.60%	7.65%	7.65%	0
< 182 Days	8.00%	7.90%	7.95%	7.95%	0
< 364 Days	8.10%	8.00%	8.05%	8.05%	0
01-May-27	8.75%	8.65%	8.70%	8.70%	0
15-Oct-28	8.95%	9.05%	9.00%	9.00%	0
15-Oct-29	9.40%	9.50%	9.45%	9.45%	0
01-Jul-30	9.60%	9.50%	9.55%	9.55%	0
15-Mar-31	9.85%	9.95%	9.90%	9.90%	0
01-Oct-32	10.35%	10.25%	10.30%	10.30%	0
01-Nov-33	10.40%	10.50%	10.45%	10.45%	0
15-Sep-34	10.50%	10.60%	10.55%	10.55%	0
15-Jun-35	10.75%	10.65%	10.70%	10.70%	0
15-Jan-37	10.80%	10.70%	10.75%	10.75%	0
15-Aug-39	N/A	N/A	N/A	N/A	N/A
01-Jan-41	N/A	N/A	N/A	N/A	N/A

T-BILL AUCTION (LKR MN)



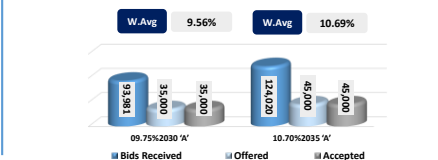
Auction Date 19-Nov-25

Settlement Date 21-Nov-25

91 days	7.52%	0 bps
184 days	7.91%	0 bps
364 days	8.03%	-1 bps

T-BOND AUCTION (LKR MN)

Auction Date 13-Nov-25



MATURITY TABLE (LKR MN)

Week ending 28-Nov-25

