



First Capital  
A Janshen Group Company

## DAILY FIXED INCOME & UNIT TRUST

November 27, 2025

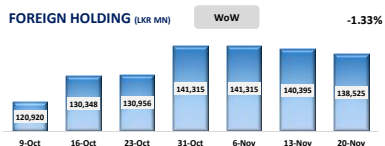
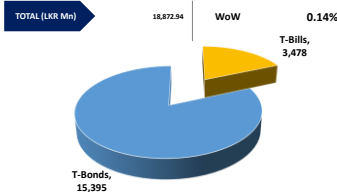
### "Secondary market stays subdued as attention shifts to the T-Bond auction"

The secondary market saw mixed sentiment and moved through a quiet session overall, amid thin volumes, with activity largely concentrated in the short to belly end of the yield curve. At the short end of the curve, the 15.02.2028, 01.05.2028 and 01.07.2028 maturities traded at yields of 9.10%, 9.12% and 9.15%, respectively. Turning to 2029 maturities, the 15.06.2029 traded at 9.50% while the 15.09.2029 traded at 9.55%. Moving into the belly of the curve, the 2033-2035 segment saw modest activity, with the 01.06.2033 changing hands at 10.45%, the 15.09.2034 at 10.65%, and the 15.06.2035 at 10.70%. The CBSL conducted a T-Bond auction today, where total acceptances fell short of the initial offer. For the 2030 maturity, LKR 17.48bn was accepted against an initial offer of LKR 20.08bn, despite bids totaling LKR 48.68bn. Meanwhile, the 2035 maturity was fully subscribed, with LKR 22.08bn accepted in line with the initial offer, on total bids of LKR 70.58bn. The weighted average yields for the two maturities were 9.53% and 10.39%, respectively. On the external front, the LKR depreciated against the USD, closing at LKR 308.08/USD compared to LKR 307.91/USD seen previously. Overnight liquidity in the banking system marginally expanded to LKR 92.38bn from LKR 91.48bn recorded on the previous day.

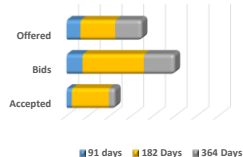
#### UNIT TRUSTS

First Capital Unit Trust Funds		Sell Price	Buy Price	Avg. Yield
		LKR	LKR	
First Capital Money Market Fund	FCMMF	3,537.60	3,537.60	8.00%
First Capital Gilt Edge Fund	FCGEF	2,641.93	2,641.93	7.10%
First Capital Wealth Fund	FCWF	2,218.52	2,218.46	8.77%
First Capital Equity Fund	FCEF	4,415.36	4,349.13	36.75%
First Capital Money Plus Fund	FCMPF	1,136.34	1,136.34	7.12%
First Capital Fixed Income Fund	FCFIF	4,257.61	4,257.50	8.33%

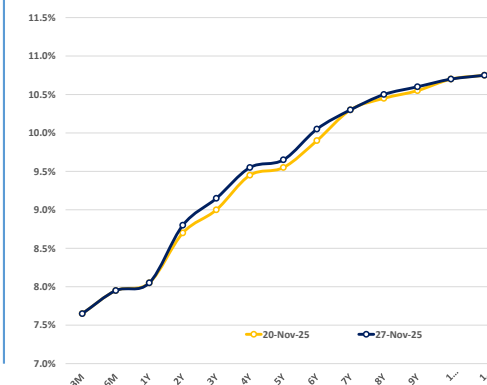
#### OUTSTANDING STOCK [GSEC]



#### T-BILL AUCTION (LKR MN)



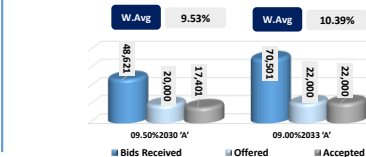
#### BILLS AND BONDS YIELDS



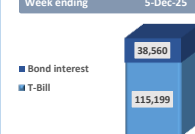
Auction Date	26-Nov-25
Settlement Date	28-Nov-25

91 days	7.52%	0 bps
184 days	7.91%	0 bps
364 days	8.03%	0 bps

#### T-BOND AUCTION (LKR MN)



#### MATURITY TABLE (LKR MN)



#### EXCESS LIQUIDITY AND CBSL HOLDINGS

