



DAILY FIXED INCOME & UNIT TRUST

January 1, 2026

"The secondary market kicks off 2026 with a spring in its step"

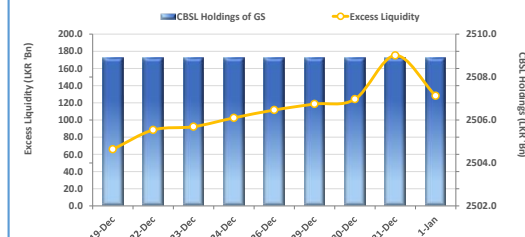
Market participants embraced a calculated buying stance as the secondary market commenced its inaugural trading session for 2026, today. This triggered a modest downward push in the yield curve across the board. Trading volumes and activity remained moderate. At the short end of the curve, 01.05.2028 and 01.09.2028 traded at 9.15% and 9.20% respectively. In terms of 2029 maturities, 15.09.2029 and 15.10.2029 traded at 9.75% while 15.12.2029 traded slightly higher at 9.78%. Moving ahead, 15.05.2030 and 15.07.2030 both changed hands at 9.80% while 15.03.2031 and 01.10.2032 were seen trading at 10.00% and 10.35% respectively. On the external front, the LKR marginally appreciated against the USD, closing at LKR 309.98/USD compared to LKR 309.99/USD recorded the previous day. Overnight liquidity in the banking system contracted to LKR 128.18bn from LKR 175.2bn recorded previously.

UNIT TRUSTS

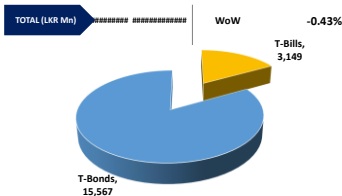
First Capital Unit Trust Funds			Sell Price	Buy Price	Avg. Yield
			LKR	LKR	
First Capital Money Market Fund	FCMMF		3,564.35	3,564.35	8.02%
First Capital Gilt Edge Fund	FCGEF		2,659.92	2,659.92	7.07%
First Capital Wealth Fund	FCWF		2,231.20	2,231.14	8.55%
First Capital Equity Fund	FCEF		4,485.03	4,417.75	38.91%
First Capital Money Plus Fund	FCMPF		1,144.02	1,144.02	6.80%
First Capital Fixed Income Fund	FCFIF		4,291.53	4,291.42	8.14%

07-Jan-26

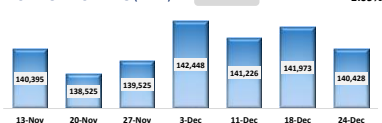
EXCESS LIQUIDITY AND CBSL HOLDINGS



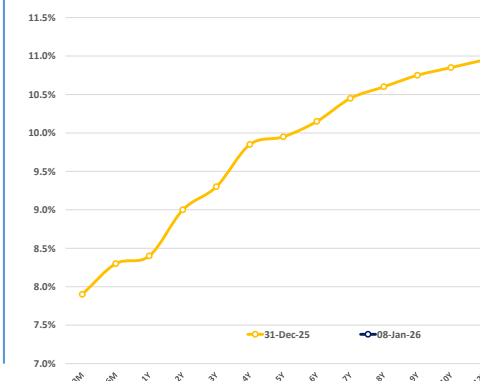
OUTSTANDING STOCK [GSEC]



FOREIGN HOLDING (LKR MN)

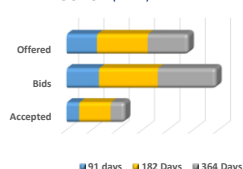


BILLS AND BONDS YIELDS



Tenure	Bid	Offer	Today	Last Week	Change (bps)
< 91 Days	8.00%	7.80%	#N/A	7.90%	#N/A
< 182 Days	8.40%	8.20%	#N/A	8.30%	#N/A
< 364 Days	8.50%	8.30%	#N/A	8.40%	#N/A
15-Sep-27	9.05%	8.95%	#N/A	9.00%	#N/A
15-Dec-28	9.30%	9.20%	#N/A	9.30%	#N/A
15-Dec-29	9.80%	9.75%	#N/A	9.85%	#N/A
01-Jul-30	9.85%	9.80%	#N/A	9.95%	#N/A
01-Dec-31	10.15%	10.00%	#N/A	10.15%	#N/A
15-Dec-32	10.45%	10.35%	#N/A	10.45%	#N/A
01-Nov-33	10.60%	10.50%	#N/A	10.60%	#N/A
15-Sep-34	10.70%	10.60%	#N/A	10.75%	#N/A
15-Jun-35	10.75%	10.65%	#N/A	10.85%	#N/A
15-Jan-37	10.95%	10.85%	#N/A	10.95%	#N/A
15-Aug-39	N/A	N/A	N/A	N/A	N/A
01-Jan-41	N/A	N/A	N/A	N/A	N/A

T-BILL AUCTION (LKR MN)



Auction Date		31-Dec-25	
Settlement Date		2-Jan-26	
days	7.74%	▲	+19 bps
days	8.27%	▲	+32 bps
days	8.45%	▲	+26 bps

T-BOND AUCTION (LKR MN)



MATURITY TABLE (LKR MN)

